



MIJN FAVORIETE SONGBOEK



(Deze pagina is opzettelijk blanco)

Inhoudsopgave

Inhoudsopgave	2
Voorwoord	3
De muzieknummers	
Charles & Eddie • Would I Lie To You	5
Michael Jackson • Beat It	7
Billy Idol • Eyes without a Face	9
Marc Cohn • Walking in Memphis	11
10CC • Dreadlock Holiday	13
Wim de Craene • Tim	15
Pink Floyd • Wish You Were Here	17
Police • So Lonely	19
Sly and the Family Stone • Family Affair	21
Frankie goes to Hollywood • The Power of Love	23
Guess Who • Clap for the Wolfman	25
Steely Dan • Do It Again	27
Police • Every Breath You Take	29
Housemartins • Caravan of Love	31
Eddie Money • Take Me Home Tonight (Be My Baby)	33
Linda Ronstadt • It's So Easy	35
Tim Finn • Fraction too Much Friction	37
Commodores • Night Shift	39
Deep Purple • Black Night	41
Deep Purple • Child in Time	43
Deep Purple • Smoke on the Water	45
Peter Gabriel • Solsbury Hill	47
Romantics • Talking in Your Sleep	49
Aswad • Don't Turn Around	51
Temptations • Papa was a Rolling Stone	53
Billy Paul • Me and Mrs. Jones	55
Toontje Lager • Stiekem Gedanst	57
Nazareth • Love Hurts	59
The Farm • All Together Now	61
Mike Oldfield • Moonlight Shadow	63
Eric Clapton • Layla	65

Bijlage

Slagritme overzicht

- Basis slagritmes (basic strumming)
- Slagritmes Blues en Bluesrock
- Slagritmes Rock en Metal
- Slagritmes Pop en Pop-Rock
- Slagritmes Reggae en Ska
- Slagritmes Funk en (smooth) Jazz

87



Pop Art kunst van **Eric Waugh**, de "Master of Pop Fusion" © 2024

Serie: Mijn favoriete Songboek

Op de website van **GuitarJan.com**® zijn talloze muzieksnummers gepubliceerd met akkoorden, met gitaarsolo's, en als complete partituren. Zie de van **TabsPro** modules onder de menu-optie **backing- & solo tracks**. Vanaf 2025 is het project “**Mijn Favoriete Songboek**” gestart, waarin we op de meest simpele manier allerlei muzieksnummers van eenvoudige akkoordzettingen voorzien, en deze daardoor prima geschikt zijn om bij het kampvuur met een akoestische gitaar te spelen. Een aantal muzieksnummers in deze nieuwe serie hebben we al gepubliceerd in de **TabsPro** modules, maar het zijn geen doublures. De muzieksnummers zijn voor deze serie van een nieuw (veelal eenvoudiger) arrangement voorzien.

Voor wie is dit boek bedoeld?

We gaan ervan uit dat als je dit boek leest, je gek bent op muziek, en je voorliefde uitgaat naar niet al te ingewikkelde akkoorden-arrangementen van muzieksnummers. Om je het instuderen nog gemakkelijker te maken, leveren we in een ZIP file, in MP3 formaat, de uitvoeringen van de diverse nummers. We wensen je heel veel plezier met dit E-boek, en voor aanbevelingen en/of op- en aanmerkingen kun je ons natuurlijk altijd bereiken onder **info@guitarjan.com**.

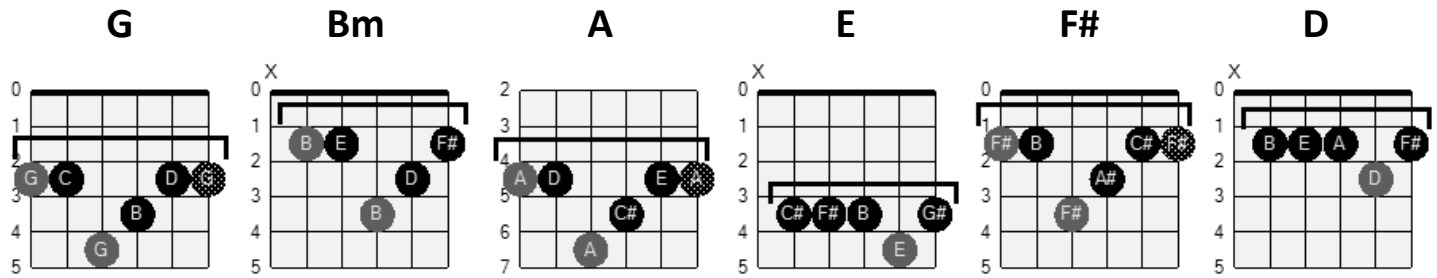
Slagritmes ... slagritmes ... slagritmes

Niets is zo belangrijk als het slagritme bij een nummer te kiezen, en dit zo “strak” mogelijk te spelen. In de bijlage bij dit E-boek (achteraan) vind je een heleboel voorbeelden van slagritmes die je kunt gebruiken, die we uiteraard ook als GuitarPro file meeleveren. Als extra leermateriaal geven we je een ZIP file met daarin videos waarin 16 slagritmes worden uitgelegd door de gitaarleraar Frank Meijer, in zijn zogeheten “Franx” lijst. Frank's website kun je bereiken door op onze startpagina op zijn logo te klikken, of onder **<https://frankmeijer.nl/>**

Charles & Eddie • Would I Lie To You [1992]

B mineur

Akkoorden



Ritmisch patroon: **Pop/Soul**

Intro

G **Bm**
No, no, no, baby, Mhm-mmm

G
La-la-la-la-la (Look into my eyes)

Bm
Would I lie to you, yeah? (Would I lie to you, baby, would I lie to you?)

Refrein

G
Look into my eyes, can't you see they're open wide?
Bm
Would I lie to you, baby, would I lie to you? (Oh, yeah)

G
Don't you know it's true, girl, there's no one else but you?
Bm
Would I lie to you, baby, yeah? Come on

Couplet

E **D-A-E** **D-A-E**
Everybody wants to know the truth In my arms is the only proof
E **D-A-E**
I've hidden my heart behind the bedroom door
E **D-A-E**
Now it's open I can't do no more

A **E** **F#** **G**
I'm telling you baby you will never find another girl ... in this heart of mine

Refrein

Couplet

E **D-A-E** **D-A-E**
Everybody's got their history On every page a mystery
E **D-A-E**
You can read my diary you're in every line
E **D-A-E**
Jealous minds never satisfied (satisfied)
A **E** **F#** **G**
I'm telling you baby you will never find another girl ... in this heart of mine

Tussenstuk **4x**

||: **E** | **D-A-E** :||

Brug (*grotendeels uitsluitend zang, geen gitaarspel*)

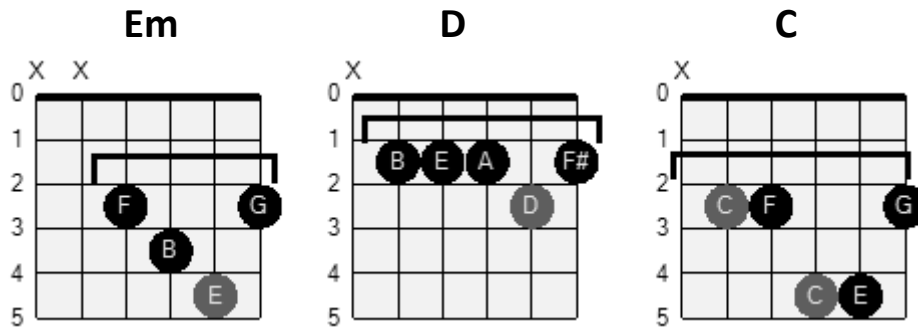
(Would I lie to you?) When you wanna see me night and day
(Would I lie?) If I tell you that I'm here to stay
(Would I lie to you?) Do you think I give my love away?
(Would I lie?) That's not the kind of game I play
A **E** **F#** **G**
I'm telling you baby you will never find another girl ... in this heart of mine

Refrein (*speel 3x met fade-out*)

Michael Jackson • Beat It [1982]

E mineur

Akkoorden



Ritmisch patroon: **Pop/Funk**

Intro | ↓Em ↓Em | ↓D ↓D | ↓Em ↓Em | C | (percussie start)
|: Em | D :|

Couplet

Em D
They told him, "Don't you ever come around here
Em D
Don't wanna see your face, you better disappear"
C D
The fire's in their eyes and their words are really clear
Em D
So beat it, just beat it (Ooh!)
Em D
You better run, you better do what you can (Ooh!)
Em D
Don't wanna see no blood, don't be a macho man (Ooh!)
C D
You wanna be tough, better do what you can
Em D
So beat it, but you wanna be bad

Refrein

Em D Em D
Just beat it (Beat it) Beat it (Beat it) No one wants to be defeated

Em D Em D
Showin' how funky and strong is your fight It doesn't matter who's wrong or right

Post-Refrein

Em D Em D
Just beat it (Beat it), Just beat it (Beat it), Just beat it (Beat it), Just beat it (Uh!)

Couplet

Em D
They're out to get you, better leave while you can
Em D
Don't wanna be a boy, you wanna be a man
C D Em D
You wanna stay alive, better do what you can So beat it, just beat it (Ooh!)
Em D
You have to show them that you're really not scared (Ooh!)
Em D
You're playin' with your life, this ain't no truth or dare (Ooh!)
C D
They'll kick you, then they'll beat you, then they'll tell you it's fair
Em D
So beat it, but you wanna be bad

Refrein (speel 2x) + Post-Refrein

Gitaar solo (Eddie van Halen) | Begeleiding

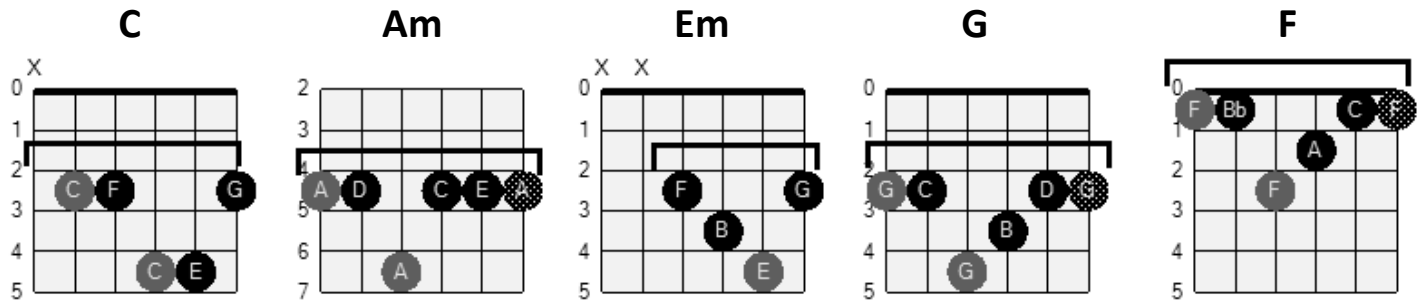
||: Em | D | Em | D | C | D | Em | D :||

Refrein (4x herhalen, spelen met fade-out)

Billy Idol • Eyes without a Face [1983]

C majeur

Akkoorden



Ritmisch patroon: **Pop/Rock**

Intro | C | C | C | Am | Em | G |

Couplet

C	Am	Em	G
I'm all out of hope		One more bad break could bring a fall	
C	Am	Em	G
When I'm far from home		Don't call me on the phone to tell me you're alone	
C	Am	Em	G
It's easy to deceive		It's easy to tease, but hard to get release	

Refrein

F	G	F 3x
: (Les yeux sans visage) Eyes without a face :		
G	C	Am Em G
Got no human grace, your eyes without a face		Ooh, ch-ch

Couplet

C	Am	Em	G
I spent so much time		Believing all the lies to keep the dream alive	
C	Am	Em	G
Now it makes me sad		It makes me mad at truth for loving what was you	

Refrein

Gitaar solo (begeleiding) | C | Am | C | Am |

Brugstuk

When you hear the music, you make a dip
Into someone else's pocket, then make a slip
Steal a car and go to Las Vegas Ooh, the gigolo pool
Hanging out by the state line Turning holy water into wine
Drinking it down Oh-oh-oh
I'm on a bus on a psychedelic trip Reading murder books, trying to stay hip
I'm thinking of you and you're out there, so
Say your prayers Say your prayers Say your prayers Ooh
| C | Am | C | Am |

Couplet

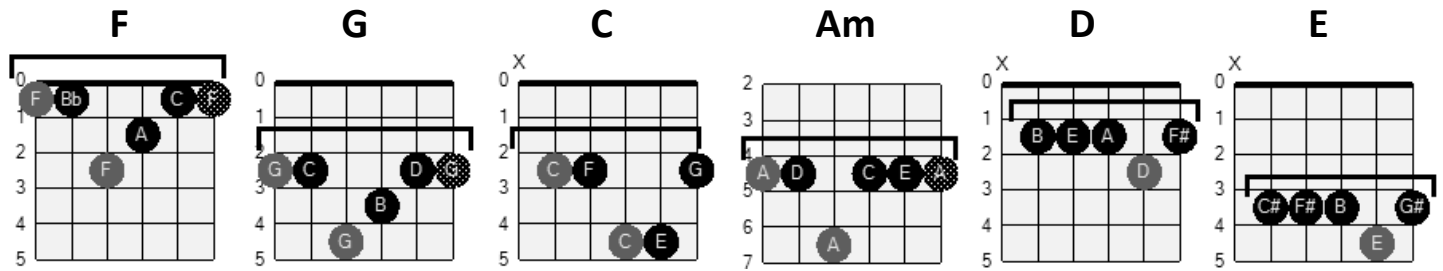
Now I close my eyes And I wonder why I don't despise
Now all I can do Is love what was once so alive and new
But it's gone from your eyes I'd better realise

Refrein (2x herhalen, spelen met fade-out)

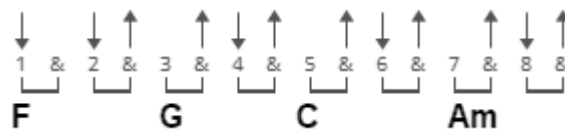
Marc Cohn • Walking in Memphis [1991]

C majeur

Akkoorden



Ritmisch patroon: Pop/Rock



Intro | G | C | Am | F | C | Am | (*pluk ieder akkoord 2x*)

Couplet

F G C Am

Put on my blue suede shoes

F G C Am

Touched down in the land of the Delta Blues

F G C Am

W.C. Handy

F G C Am

Yeah I've got a first class ticket

F G C Am

And I boarded the plane

F G C Am

In the middle of the pouring rain

F G C Am

Won't you look down over me?

F G C

But I'm as blue as a boy can be

Refrein

C Am F G C

Then I'm walking in Memphis

Am F G C

Walking with my feet ten feet off of Beale

Am F G C Am F G C

Walking in Memphis

But do I really feel the way I feel?

Couplet

F G C Am F G C Am

Saw the ghost of Elvis On Union Avenue

F G C Am F G C Am

Followed him up to the gates of Graceland, then I watched him walk right through

F G C Am F G C Am
 Now security they did not see him They just hovered 'round his tomb
F G C ↓ Am *N.C.*
 But there's a pretty little thing, Waiting for the King Down in the Jungle Room

Refrein + | C | (*speel akkoord 4x*)

Brugstuk

C C C C C C C C
 They've got catfish on the table They've got gospel in the air
C E F D G
 And Reverend Green be glad to see you When you haven't got a prayer
N.C. F G F G
 But boy you've got a prayer in Memphis

Couplet

F G C Am F G C Am
 Now Muriel plays piano Every Friday at the Hollywood
F G C Am F G C Am
 And they brought me down to see her And they asked me if I would
F G C Am F G C Am
 Do a little number And I sang with all my might
F G C Am *N.C.*
 And she said, "Tell me are you a Christian child?" And I said "Ma'am I am tonight"

Refrein (*speel 2x*)

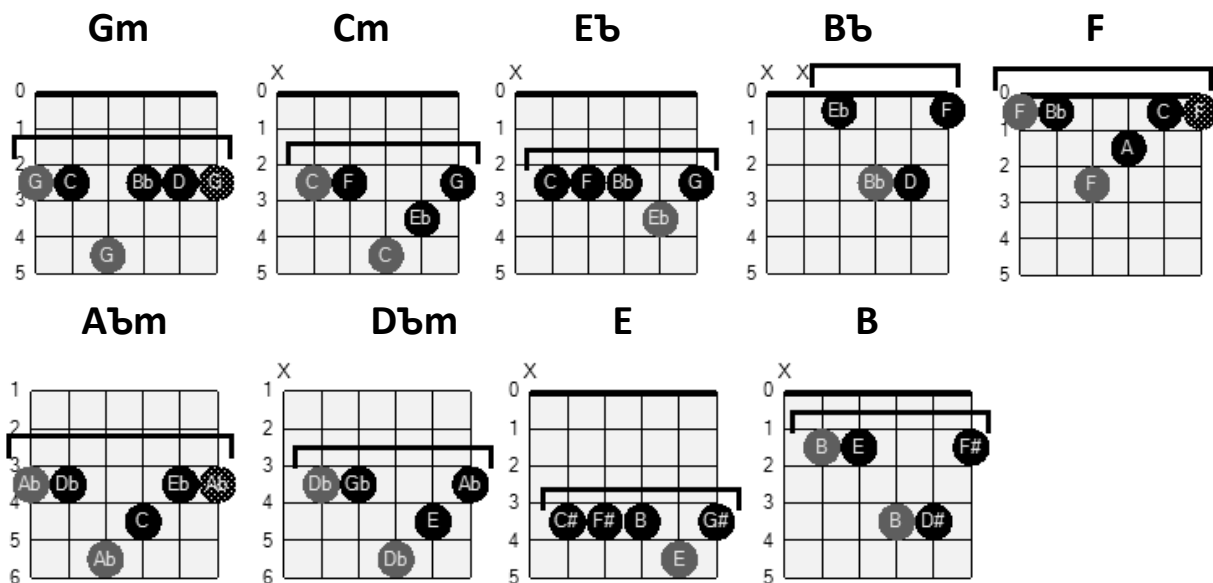
Coda (*speel deel met tekst 2x*)

F G C Am F G C Am
 Put on my blue suede shoes And I boarded the plane
F G C Am F G C Am
 Touched down in the land of the Delta Blues In the middle of the pouring rain
 | F | C G Am | F G | C |

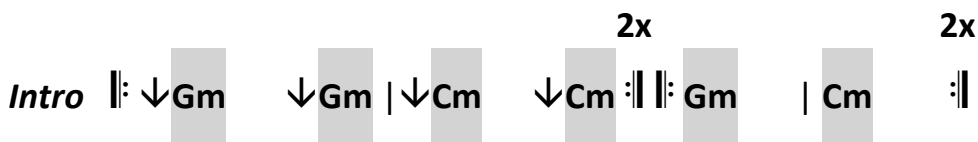
10CC • Dreadlock Holiday [1978]

E♭ Majeur

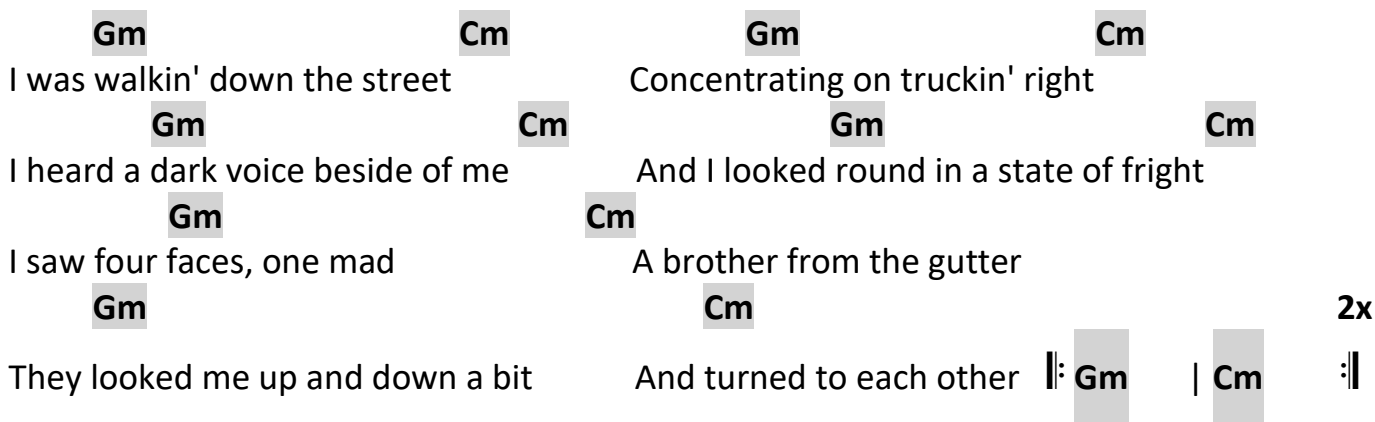
Akkoorden



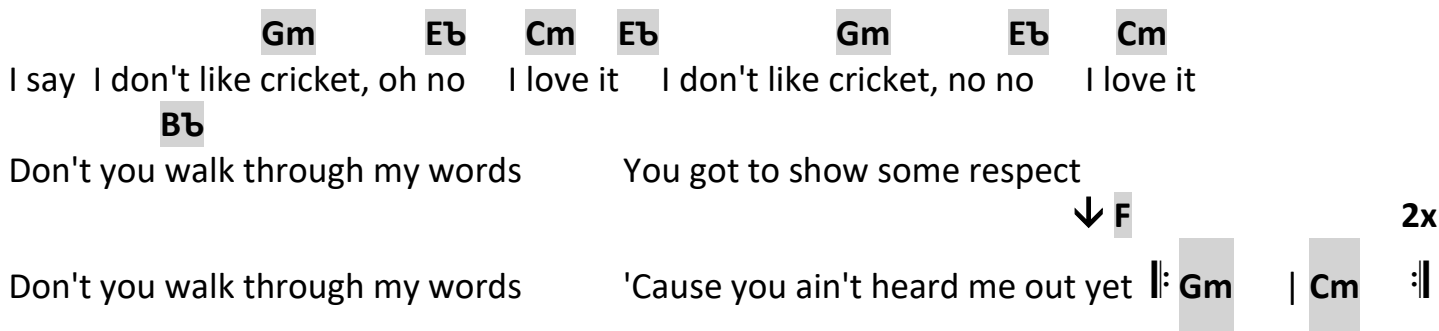
Ritmisch patroon: **Pop/Funky**



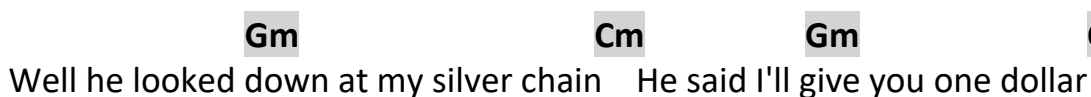
Couplet



Refrein 1



Couplet



Gm	Cm	Gm	Cm
I said you've got to be joking man		It was a present from me mother	
Gm		Eb	
He said I like it I want it		I'll take it off your hands	
Gm		Eb	Gm Cm
And you'll be sorry you crossed me		You'd better understand that you're alone	

Gm Cm

A long way from home

Refrein 2

Gm	Eb	Cm	Eb	Gm	Eb	Cm
And I say	I don't like reggae, no no	I love it, yeah	I don't like reggae, no, no	I love it, yeah		
Bb						
Don't you cramp me style		Don't you queer me pitch				
				↓ F		2x
Don't you walk through my words	'Cause you ain't heard me out yet	: Gm	Cm		:	

Couplet (modulatie)

Abm	Dbm	Abm	Dbm
I hurried back to the swimming pool	Sinkin' piña colada		
Abm	Dbm	Abm	Dbm
I heard a dark voice beside me say	Would you like something harder?		
Abm	E		
She said I've got it, you want it	My harvest is the best		
Abm	E	Abm	
And if you try it, you'll like it	And wallow in a dreadlock holiday		
Dbm	Abm	Dbm	Abm Dbm
(Dreadlock holiday, dreadlock holiday)	Dreadlock holiday, dreadlock holiday)		

Refrein 3

Abm	E	Dbm	E	Abm	E	Dbm	E
And I say	Don't like Jamaica, oh no	I love her	Don't like Jamaica, oh no	I love her (Oh yeah)			
B							
Don't you walk through her words	You got to show some respect						
		↓ Dbm				2x	
Don't you walk through her words	'Cause you ain't heard her out yet	: Abm	Dbm		:		

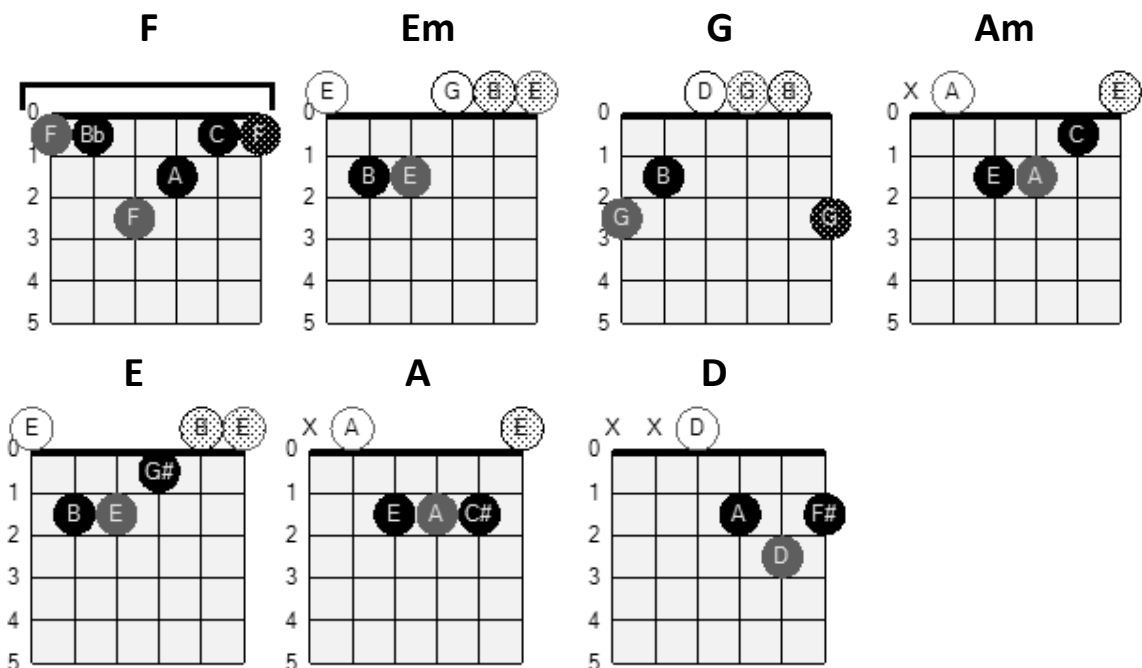
Coda (spelen met fade-out)

Abm	E	Dbm	E	Abm	E	Dbm	E
I say	I don't like cricket, oh no	I love it	I don't like cricket, no no	I love it			

Wim de Craene • Tim [1975]

A mineur

Akkoorden



Ritmisch patroon: **Ballad**

Intro ||: **F** | **Em** :|| **2x**

Couplet

F **Em** **F**
'k Herinner mij nog goed Tim Hoe men mij vertelde Van het harde buitenleven
Em **F** **Em**
De boeren op hun velden Het binnenhalen van de oogst Het weer was droog en heet
F **Em**
De lijven plooiden naar de hooivork En stonken naar het zweet
F **G** **F** **G**
Het graan was rijp en binnen De boer zijn hoogste wens
F **G** **Am** **E**
Men zei me dat dit alles een paradijs was voor de me-e-ens

Refrein

A **D** **A** **D**
Hier laat ik je los, Tim Van hieraf moet je gaan
A **F** **E** **F** | **F** | **Em** | **F** | **Em** |
Met vallen en op-staan Van hieraf moet je gaan

Gitaarsolo (akkoordbegeleiding tijdens solo)

4x

||: **F** | **Em** :||

Couplet

F Dit alles heeft men mij verteld, Tim **Em** Ik heb het ook gezien **F** Hoewel ik zelf geen lauweren
Em Aan dit meesterwerk verdien **F** Ik heb het lot bezongen **Em** Van de knechten en de boer
F Het kirren van de boerendochter **Em** De blikken van de hoer
F De schoonheid van de morgen **G** 't Ontwaken van de stad **F** **G**
F Ik heb dit wel bezongen **G** **Am** Maar nooit een cent geha-a-a-d **E**

Refrein

Couplet

F Dus ga en maak de mortel **Em** Bouw stenen tot een huis **F** Smeed ankers voor 't gewelf Tim
Em Maak deuren voor je huis **F** Ikzelf geef je niets mee **Em** Dan lofzang voor je jeugd
F De krachten in je armen **Em** Een ode aan de deugd
F De liefde voor een vrouw, Tim **G** De oogsten van haar buik **F** **G**
F Het winnen van de dagen **G** **Am** Het streven naar gelu-u-u-u-k **E**

Refrein

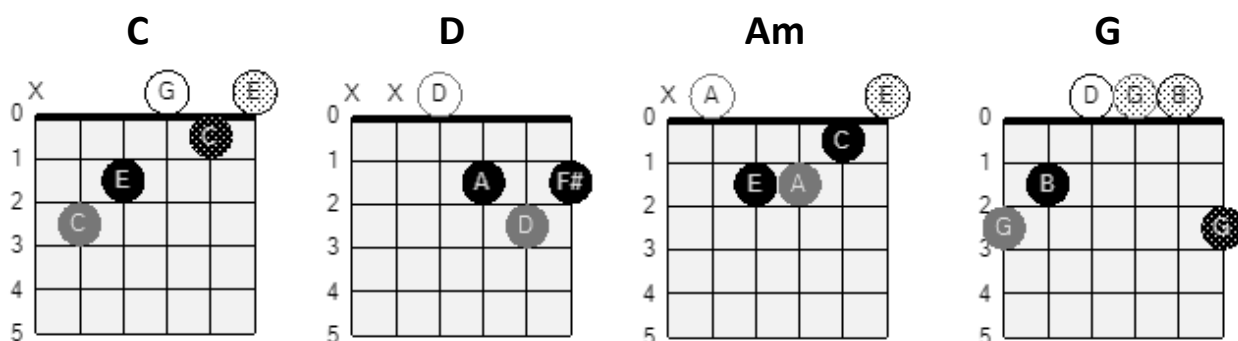
Coda

F Van hieraf moet je gaan **G** Van hieraf moet je gaan **A** **D - E - A**

Pink Floyd • Wish You Were Here [1975]

C majeur

Akkoorden



Ritmisch patroon: **Ballad**

Intro

Chord progression for the Intro:

G G5/D Em G5/D G

Em A/E G5/D

Tablature (TAB) for the Intro:

3 0 2 0 2 3 0 0 0 0 2 0 3 0 0 0 3 0 2 0 2

Couplet

C So, so you think you can tell **D** Heaven from Hell, **Am** Blue skies from pain. **G**

D Can you tell a green field **C** From a cold steel rail? **Am** A smile from a veil?

G Do you think you can tell?

Couplet

C And did they get you to trade **D** Your heroes for ghosts? **Am** Hot ashes for trees?

G	D	C
Hot air for a cool breeze?	Cold comfort for change?	And did you exchange
Am	G	
A walk on part in the war	For a lead role in a cage?	

Muzikaal tussenstuk (*speel intro gedeelte*)

Refrein

C	D	Am
How I wish, how I wish you were here.		We're just two lost souls
		G
Swimming in a fish bowl,		Year after year,
D	C	C
Running over the same old ground.		What have we found?
Am		G
The same old fears.		Wish you were here.

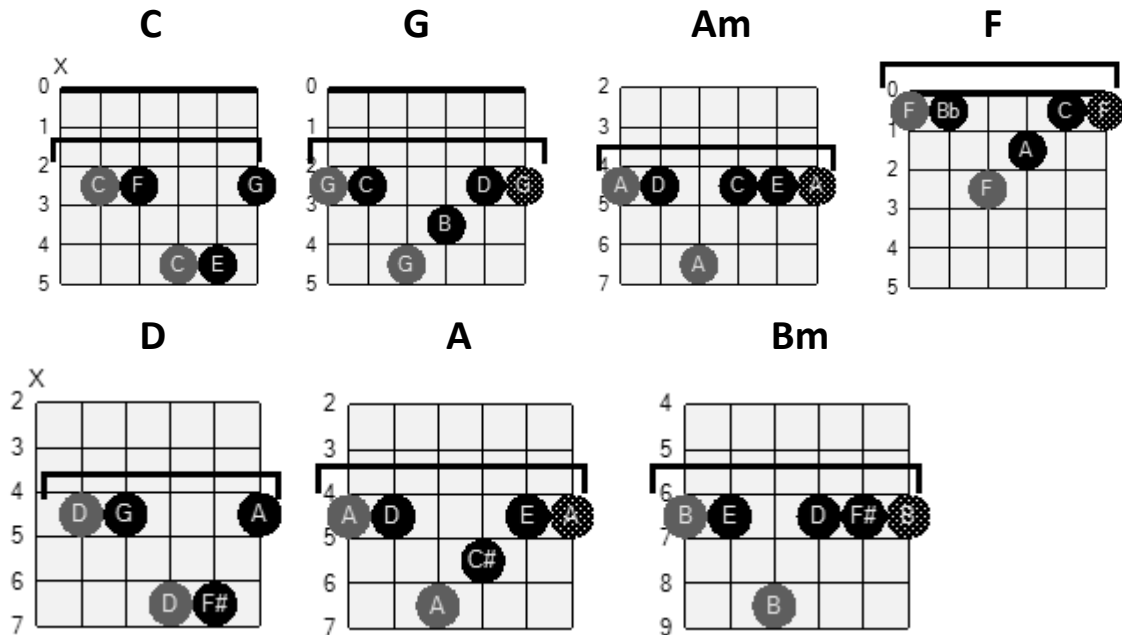
Coda

(*speel intro gedeelte, ad lib herhalen, spelen met fade-out*)

Police • So Lonely [1978]

C majeur / D majeur

Akkoorden



Ritmisch patroon: **Rock/Punk**

Couplet

C	G	Am	F	C	G	Am	F
Well, someone told me yesterday				that when you throw your love away			
C	G	Am	F	C	G	Am	F
you act as if you just don't care,				you look as if you're going somewhere.			
C	G	Am	F	C	G	Am	F
But I just can't convince myself,				I couldn't live with no one else			
C	G	Am	F	C	G	Am	F
and I can only play that part				and sit and nurse my broken heart. So lonely!			

Refrein 1

C	G	Am	F	C	G	Am	F
So lonely, so lonely, so lonely!				So lonely, so lonely, so lonely!			
C	G	Am	F	C	G	Am	F
So lonely, so lonely, so lonely!				So lonely, so lonely, so lonely!			

Couplet

C	G	Am	F	C	G	Am	F
Now no one's knocked upon my door				for a thousand years or more.			

C G	Am F	C G	Am F
All made up and nowhere to go,		welcome to this one man show.	
C G	Am F	C G	Am F
Just take a seat, they're always free,		no surprise, no mystery.	
C G	Am F	C G	Am F
In this theatre that I call my soul		I always play the starring role. So lonely!	

Refrein 1

Instrumentaal tussenstuk (met gitaarsolo)

8x

||: **D** | **A** | **Bm** | **G** :||

Refrein 2 (modulatie naar D majeure)

D	A	Bm	G	D	A	Bm	G
So lonely, so lonely, so lonely!				So lonely, so lonely, so lonely!			
D	A	Bm	G	D	A	Bm	G
So lonely, so lonely, so lonely!				So lonely, so lonely, so lonely!			

Tussenstuk

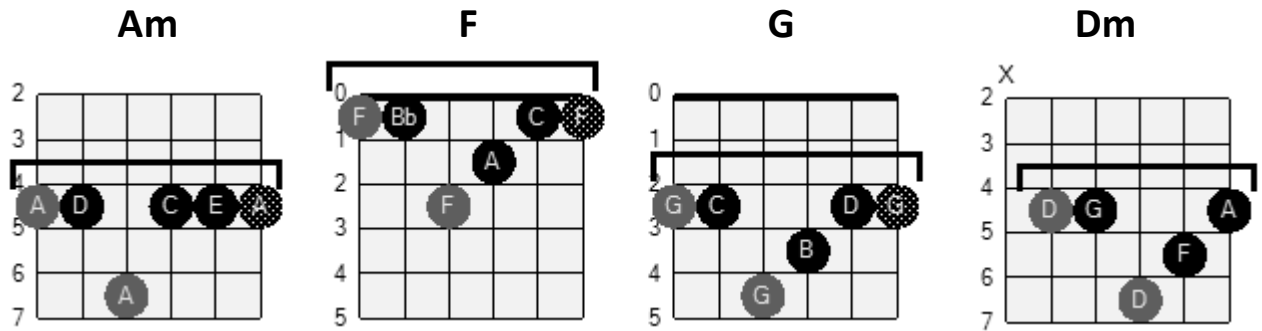
D	A	Bm	G	D	A	Bm
Lonely, I'm so lonely		I feel so alone		I feel low I feel so		Feel so low
G	D	A	Bm			
I feel low, low		I feel low, low, low		I feel low, low, low		I feel low, low, low
G	D	A	Bm	G		
I feel low, low, low		I feel low, low, low		Low,		I feel low
D	A	Bm	G			
I feel low		I feel low		I feel so lonely		I feel so lonely
D	A	Bm	G			
I feel so lonely, lonely, lonely, lone				Lonely, lone		I feel so lonely

Refrein 2 (herhaal 2x met fade-out)

Sly and the Family Stone • Family Affair [1971]

A mineur

Akkoorden



Ritmisch patroon: **Pop/Funk**

Introductie ||: Am | Am :||

Refrein 1

Am F G Am F G
It's a family affair It's a family affair It's a family affair It's a family affair

Couplet

Dm G Dm	G
One child grows up to be	Somebody that just loves to learn
Dm G Dm	G
And another child grows up to be	Somebody you'd just love to burn
Dm G Dm	G
Mom loves the both of them	You see, it's in the blood
Dm G Dm G	G
Both kids are good to mom	Blood's thicker than the mud

Refrein 2

Dm G Dm G
It's a family affair It's a family affair It's a family affair It's a family affair

2x
Dm G ||: Dm | G | Dm | G :||

What of it!

Couplet

Dm **G** **Dm** **G** **Dm**
Newlywed a year ago But you're still checking each other out, hey
G **Dm** **G**
Nobody wants to blow Nobody wants to be left out, uh-huh
Dm **G**
You can't leave 'cause your heart is there
Dm **G** **Dm**
But, sure, you can't stay 'cause you been somewhere else
G **Dm**
You can't cry 'cause you'll look broke down
G
But you're cryin' anyway 'cause you're all broke down

Refrein 2

Brugstuk | **Am** | **Am** | **F** | **G** |

Refrein 1

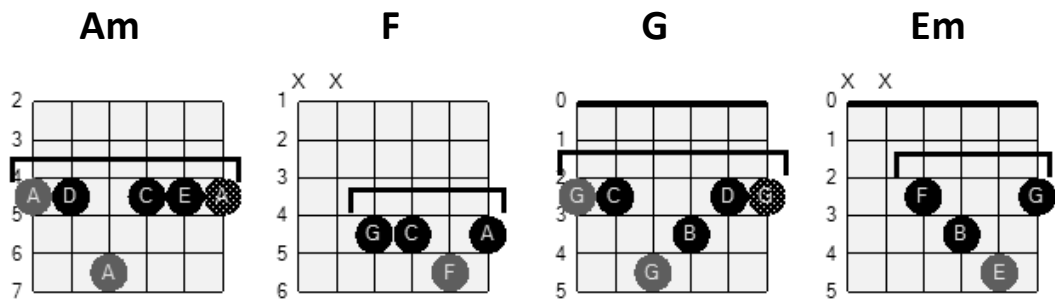
Coda (*ad lib herhalen, spelen met fade-out*)

| **Am** | **F** | **G** |

Frankie goes to Hollywood • The Power of Love [1984]

A mineur

Akkoorden



Ritmisch patroon: **Ballad** (zeer langzaam)

Introductie ||: ~ **Am** | ~ **F** | ~ **Am** | ~ **F** :|| (gesproken tekst over akkoorden)

I'll protect you from the Hooded Claw, keep the vampires from your door

Couplet

Am	F	Am	F
Ay, ay, ay, ay	Feels like fire	I'm so in love with you	
Am	F		
Dreams are like angels	They keep bad at bay (bad at bay)		
Em	F		
Love is the light	Scaring darkness away		

Pre-Refrein

Am	F	Em	~ Em	~ Em	~ Em	F	Am
I'm so in love with you	Purge the soul	Make	love	your	goal		

Refrein 1

Am	F	Em	F
The power of love	A force from above	Cleaning my soul	
G	F	G	
Flame on, burn desire	Love with tongues of fire		
F	~ F	~ F	Am - F - Am - F
Purge the soul	Make love your goal		

Couplet

Am **F** **Em**
I'll protect you from the hooded claw Keep the vampires from your door
F
When the chips are down, I'll be around
Am
With my undying death-defying love for you
F **Em** **F**
Envy will hurt itself Let yourself be beautiful Sparkling like flowers
Am **F** **Em** **F**
and pearls and pretty girls Love is like an energy Rushin', rushin' inside of me

Refrein (vervang slotstuk **Am** - **F** - **Am** - **F** door **Am** - **Am** - **Am** - **Am**)

Brugstuk

F **Em**
This time, we go sublime Lovers entwine, divine, divine
F **Em**
Love is danger, love is pleasure Love is pure, the only treasure

Pre-Refrein

Refrein 2

Am **F** **Em** **F**
The power of love A force from above Cleaning my soul
Am **F** **Em** **F**
The power of love A force from above A sky-scraping dove
G **F** **G**
Flame on, burn desire Love with tongues of fire
F **F** **F** **Am** - **F** - **Am** - **F**
Purge the soul Make love your goal

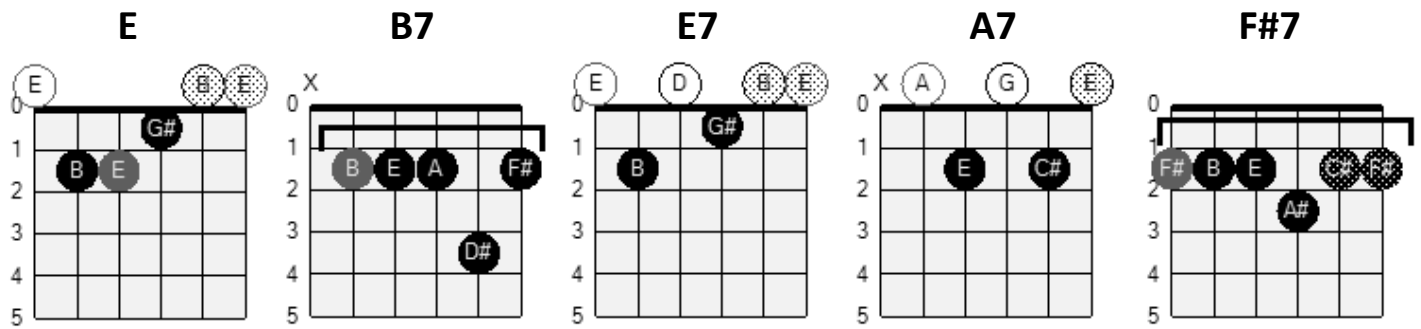
Coda ||: **Am** | **F** | **Am** | **F** :|| (gesproken tekst over akkoorden)

I'll protect you from the Hooded Claw, keep the vampires from your door

Guess Who • Clap for the Wolfman [1974]

E majeur

Akkoorden



Ritmisch patroon: **Rock/Pop** (evt. *gedempt spelen*)

Introductie ||: **B7** | **E** :|| **4x**

Refrein (speel 2x)

E **E7** **A7**
Clap for the Wolfman, he gonna rate your record high
B7 **E**
Clap for the Wolfman, you gonna dig him till the day you die

Couplet

E
Doo-Ron-Ron and the Duke of Earl - they were friends of mine
A7 **E**
I was on my moonlight drive
E **E7**
Snuggled in - say, baby, just one kiss - she said no, no, no
F#7 **B7**
Romance ain't keeping me alive
A7
Said, hey, baby, d'you wanna coo-coo-coo? - she said uh, uh, uh
B7
So, I was left out in the cold
E **B7** **E**
I said, you're what I've been dreaming of - she said I don't want to know

Refrein (speel 1x)

Couplet

E

Seventy-five or eighty miles an hour she hollered, slow, slow, slow

A7

E

Baby, I can stop right on a dime

E

E7

I said, hey, baby, give me just one kiss - she said no, no, no

F#7

B7

But, how was I to bide my time?

A7

Said, hey, baby, d'you wanna coo-coo-coo? - she said uh, uh, uh

B7

I said, I'm about to overload

E

B7

E

I said, you're what I've been living for - she said I don't want to know

Refrein (speel 2x)

Coda (8x herhalen, spelen met fade-out)

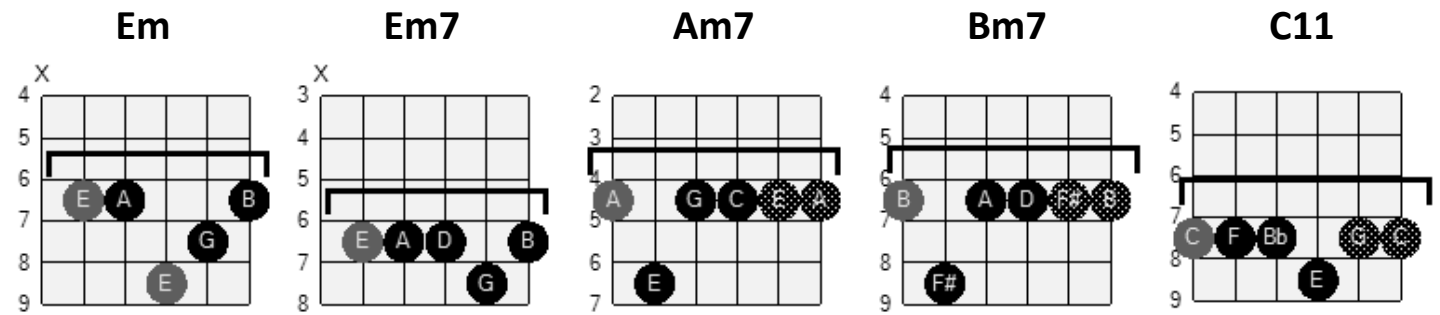
E

Clap for the Wolfman

Steely Dan • Do It Again [1974]

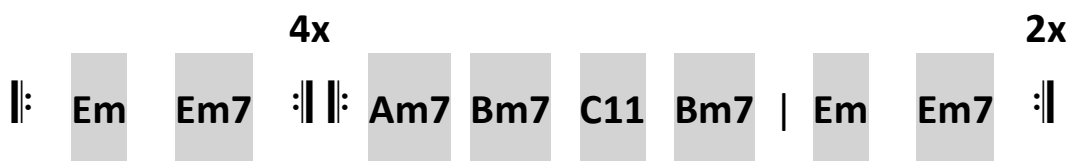
E mineur

Akkoorden



Ritmisch patroon: **Pop/Funky**

Introductie - 8 maten percussie, gevolgd door:



Couplet

Em

In the mornin you go gunnin', For the man who stole your water
 And you fire till he is done-in, But they catch you at the border
 And the mourners are all sangin', As they drag you by your feet
 But the hangman isn't hangin', And they put you on the street

Refrein

Am7 ↓↓ **Bm7** ↓↓ **C11** ↓↓ **Bm7** ↓↓
 You go back, Jack, do it again

Em

Wheel turnin' 'round and 'round

Am7 ↓↓ **Bm7** ↓↓ **C11** ↓↓ **Bm7** ↓↓ ||: **Em** **Em7** :|| 2x
 You go back, Jack, do it again

Couplet

Em

When you know she's no high climber, Then you find your only friend
In a room with your two timer, And you're sure you're near the end
Then you love a little wild-one, And she brings you only sorrow
All the time you know she's smilin', You'll be on your knees tomorrow, yeah

Refrein

Solo's (begeleiding: eerst een sitar solo, gevolgd door een keyboard solo)

||: **Em** **Em7** :|| **Am7** **Bm7** **C11** **Bm7** | **Em** **Em7** :|| (2x spelen)

Couplet

Em

Now you swear and kick and beg us, That you're not a gamblin' man
Then you find you're back in Vegas, With a handle in your hand
Your black cards can make you money, So you hide them when you're able
In the land of milk and honey, You must put them on the table, yeah

Refrein

Coda (spelen met fade-out)

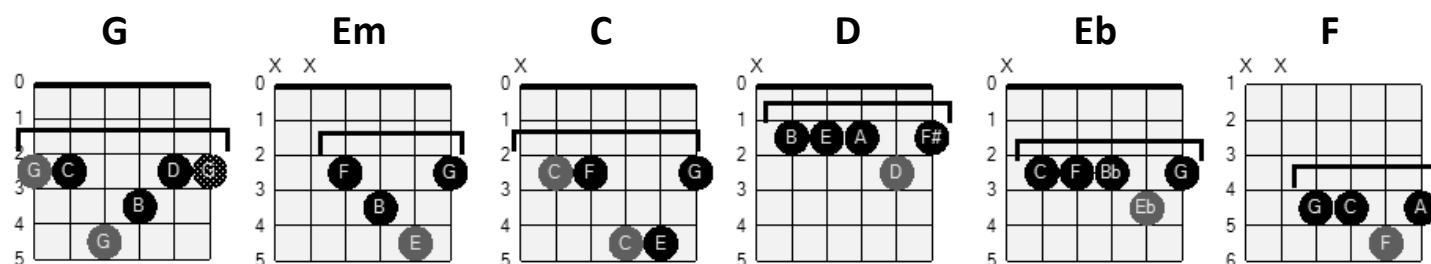
ad lib

||: **Em** :||

Police • Every Breath You Take [1983]


G majeur

Akkoorden



Ritmisch patroon: **Ballad**

Introductie (Fingerpicking stijl)



Couplet 1

Every breath you take	And every move you make	
Every bond you break	Every step you take	I'll be watching you
Every single day	And every word you say	
Every game you play	Every night you stay	I'll be watching you

Refrein

Oh, can't you see	You belong to me?
-------------------	-------------------

How my poor heart aches With every step you take

Couplet 2

Every move you make And every vow you break
Every smile you fake Every claim you stake I'll be watching you

Brugstuk

Since you've gone, I've been lost without a trace
I dream at night, I can only see your face
I look around, but it's you I can't replace
I feel so cold, and I long for your embrace I keep crying, baby, baby, please!
G - Em - Em - C - D - G (speel 2x)

Refrein

Couplet 2 (herhaling)

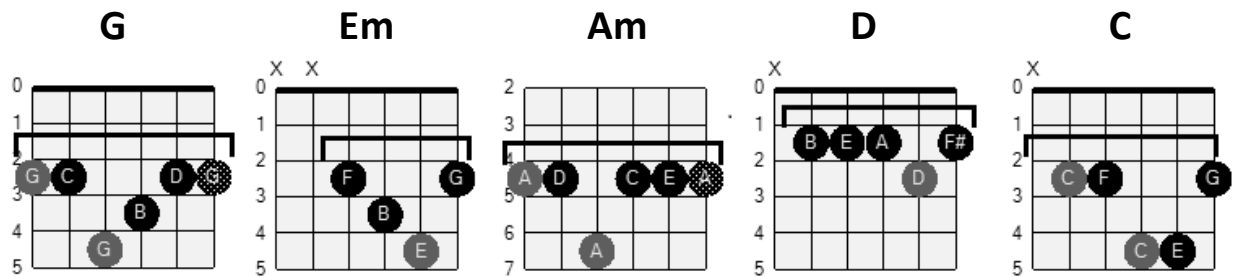
Coda (speel 4x met fade-out)

Every move you make Every step you take I'll be watching you
Every move you make I'll be watching you

Housemartins • Caravan of Love [1986]

G majeur

Akkoorden



Ritmisch patroon: **Ballad**

Introductie

G **Em** **Am** **D**
Aaaaa - Haaaa Aaaaa - Haaaa

Couplet

G **Em** **Am** **D**
Are you ready, are you ready, are you ready, are you ready?
G **Em** **Am**
Are you ready for the time of your life, it's time you stand up and fight,
D
it's all right, it's all right.
G **Em** **Am** **D**
Hand in hand we'll take a caravan to the motherland.

Couplet

G **Em** **Am**
One by one we're gonna stand up with pride, one that can't be denied.
D
Stand up, stand up!
G **Em** **Am** **D**
From the highest mountain (and) valley low, we'll join together with hearts of gold.

Pre-refrein 1

N.C. **Em** **N.C.** **Em**

Now the children of the world can see there's a better place for us to be.

N.C.



The place in which we were born, so neglected and torn a part.



Refrein

G **Em** **C** **Em** **D**
Ev'ry woman, ev'ry man join the caravan of love, Stand up, stand up, stand up.
G **Em** **C** **Em** **D**
Ev'rybody take a stand, join the caravan of love, Stand up, stand up, stand up.

Brugstuk

G **Em** **Am** **D**
I'm your brother, I'm your brother, don't you know?
G **Em** **Am** **D**
She's my sister, she's my sister, don't you know?

Pre-refrein 2

N.C.  **N.C.** 
We'll be living in a world of peace in the day when ev'ryone is free.

N.C.



Well, the young and the old, won't you let your love flow from your heart?

Refrein

Pre-refrein 2

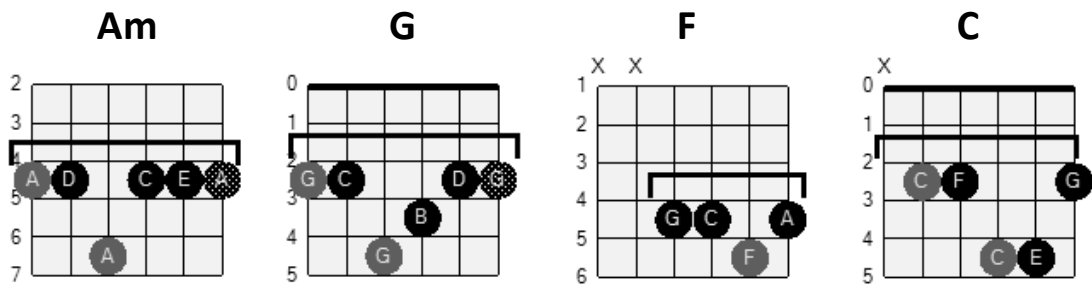
Coda (spelen met fade-out)

G **Em** **Am** **D**
Are you ready, are you ready, are you ready, are you ready?
G **Em** **Am** **D**
You better get ready, better get ready, better get ready, better get ready.

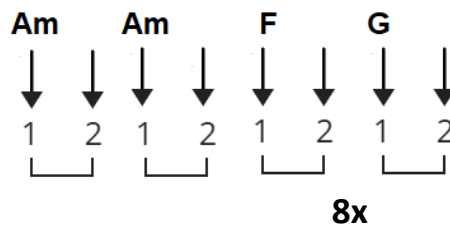
Eddie Money • Take Me Home Tonight (Be My Baby) [1986]

A Mineur


Akkoorden



Ritmisch patroon: **Rock**



Introductie



(Ad lib gezang)

Oo-hooo-hooo-hooo Yeah

Couplet

Am	F	G	Am	F	G
I feel a hunger, it's a hunger			That tries to keep a man awake at night		
Am	F	G	Am	F	G
Are you the answer? I shouldn't wonder			When I can feel you wet my appetite		
Am	F	G	Am	F	G
With all the power you're releasing			It isn't safe to walk the city streets alone		
Am	F	G	Am	F	G
Anticipation is running through me			Let's find the keys and turn this engine on		

Pre-refrein

F
I can feel you breathe; I can feel your heartbeat faster (faster).

Refrein (samen gezongen met Ronnie Spector)

C	G	Am	F	C	G	Am	F
Take me home tonight			I don't want to let you go 'til you see the light				
C	G	Am	F	Am	G		
Take me home tonight			Listen, honey, just like Ronnie sang				
F							
Be my little baby, oh, oh, oh, oh, oh, oh							

Couplet

Am	F	G	Am	F	G
I get frightened in all this darkness			I get nightmares, I hate to sleep alone		
Am	F	G	Am	F	G
I need some company, a guardian angel			To keep me warm when the cold winds blow		

Pre-refrein + Refrein

Brugstuk

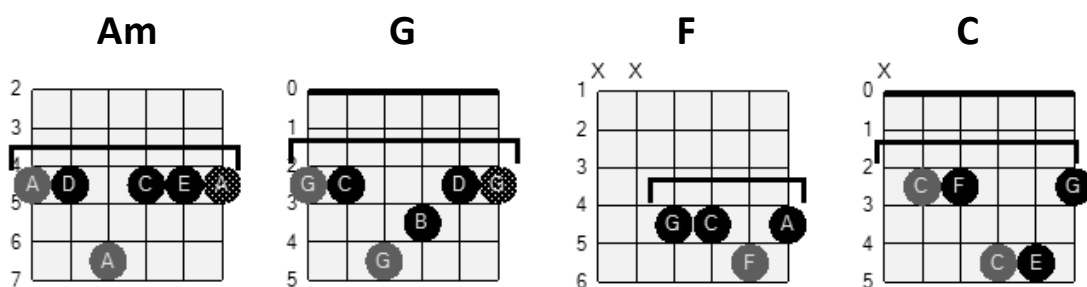
F					
Be my little baby, oh, oh, oh, oh, oh, oh					
F	G		F	G	
Just like Ronnie sang		I said	Just like Ronnie sang		
F					
Be my little baby		Baby, my darlin', oh, oh, oh, oh, oh			
F					
I feel a hunger		It's a hunger			

Refrein (speel 4x met fade-out)

Linda Ronstadt • It's So Easy [1977]


E Majeur

Akkoorden



Ritmisch patroon: **Pop/Country-Rock**

Introductie



E B A B It's so easy to fall in love
E A B E It's so easy to fall in love

Couplet

E B A B People tell me love's for fools
E A B E But here I go breaking all the rules

Refrein

A
'cause its so easy, (*achtergrond zang: it's so easy, it's so easy, its so easy*)
E (*achtergrond zang: it's so easy, it's so easy, its so easy*)
so doggone easy

A
it seems so easy

F# B
where you're concerned, my heart has learned

E B A B oh, whoa, oh, it's so easy to fall in love
E A B E it's so easy to fall in love.

Muzikaal tussenstuk (speel Riff uit de introductie)

Refrein

E **B** **A** **B** **E** **A** **B** **E**
Look into your heart and see, that your love could be set apart from me.

Refrein

Muzikaal tussenstuk (speel Riff uit de introductie)

Refrein

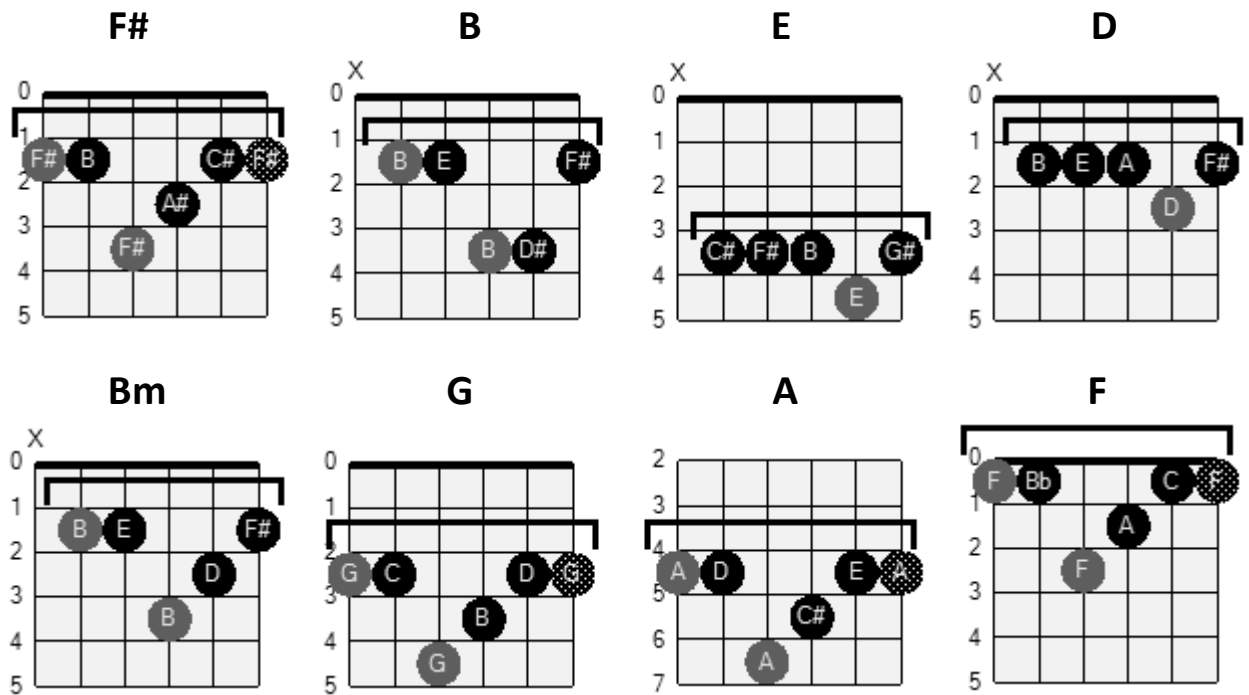
Coda

E B A B	E A B E
It's so easy to fall in love	It's so easy to fall in love
N.C.	
It's so easy to fall in love	It's so easy to fall in love

Tim Finn • Fraction too Much Friction [1983]

D Majeur

Akkoorden



Ritmisch patroon: **Pop/Rock**

Introductie

D
 There's a fraction too much friction There's a fraction too much friction
 There's a fraction too much friction There's a fraction too much friction

Couplet

F#	B	F#	B
Take a typical man put him	With a typical woman then		
E	B	F#	B
Sit back and watch everthing slide	It's a perfectly natural		
F#	B	E	F#
Expression of Ill will but	When will hostilities subside?		

Refrein 1

D	Bm	G	A	D	Bm	G	A
There's a fraction too much friction	There's a fraction too much friction						
D	Bm	G	A				
Don't believe in opposing factions	What we need is some positive action						
D	Bm	G	A	B			
There's a fraction too much friction	Yeah oh yeah						

Couplet

F# **B**
It's a very old problem that
F **B** **F#**
The wages of original sin
F# **B**
Let's shake it up boys and girls

F# **B**
Goes back to the dark ages
B
Let's make it a better world
E **F#**
It's never too late to begin

Refrein 2

D **Bm** **G A D** **Bm** **G A**
There's a fraction too much friction There's a fraction too much friction
D **Bm** **G** **A**
Men and woman need each other Should be like sister and brother
D **Bm** **G A B**
There's a fraction too much friction Yeah oh yeah

Muzikaal tussenstuk (herhaling refrein, ad lib gezang tussendoor)

| **D** | **Bm** | **G** | **A** | **D** | **Bm** | **G** | **A** |
| **D** | **Bm** | **G** | **A** | **D** | **Bm** | **G** | **A** | **B** | (Saxofoon solo)

F# **B** **F#** **B**
Looking for the man who will love his woman Looking for the woman who will love her man

Couplet

F# **B** **F#** **B**
I swallowed my pride for you My personal high's bore you
F# **B** **F#** **B**
You're too wrapped up in your own world
F# **B** **F#** **B**
I'm not a man for nothing I gotta become someone
E **F#**
Inside this oyster there's a pearl

Refrein 3

D **Bm** **G A D** **Bm** **G A**
There's a fraction too much friction There's a fraction too much friction
D **Bm** **G** **A**
Holding on to the bygone era Everybody shout cos we're getting nearer
D **Bm** **G A B**
There's a fraction too much friction Yeah oh yeah oh yeah

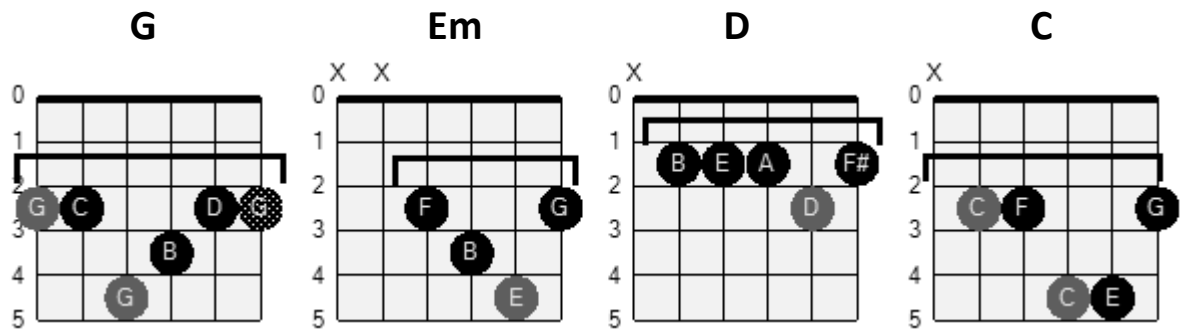
Coda (ad lib herhalen, spelen met fade-out)

B
What we need is some positive action What we need is some positive thought

Commodores • Night Shift [1985]

G Majeur

Akkoorden



Ritmisch patroon: **Ballad/Funk/Fingerpicking**

Introductie Percussie, gevolgd door | **G** | **Em** | **D** | **C** | **Em** | **D** |

Couplet

G **Em** **D** **C**
Marvin, he was a friend of mine And he could sing a song
D **G** **Em** **D**
His heart in every line Marvin, sang of the joy and pain
C **D**
He opened up our minds, and I still can hear him say

Brugstuk 1

Em **C** **D**
"Aw talk to me, so you can see, what's going on"
Em **C** **Em**
Say you will sing your songs for-evermore, evermore"

Refrein

G **Em** **D**
Gonna be some sweet sounds coming down on the nightshift
C **G**
I bet you're singing proud, oh I bet you'll pull a crowd
G **Em** **D**
Gonna be a long night, it's gonna be all right, on the nightshift

C **D** **G** **Em**
You found a-nother home, I know you're not alone on the nightshift
C **D** **G** **Em** - **C** - **D**
You found -another home, I know you're not alone on the nightshift

Couplet

G **Em** **C** **D**
Jackie, hey what you doing now?
C **D**
It seems like yesterday when we were working out
G **Em** **C** **D**
Jackie, oh you set the world on fire
C **D**
You came and gifted us, your love it lifted us, higher and higher

Brugstuk 2

Em **C** **D**
Keep it up and we'll be there at your side, Ooooh-Ooooh
Em **C** **Em**
Say you will sing your songs for-evermore, evermore, evermore

Coda (spelen met fade-out)

Speel refrein 3x, telkens zonder de laatste regel, eindig op een fade-out

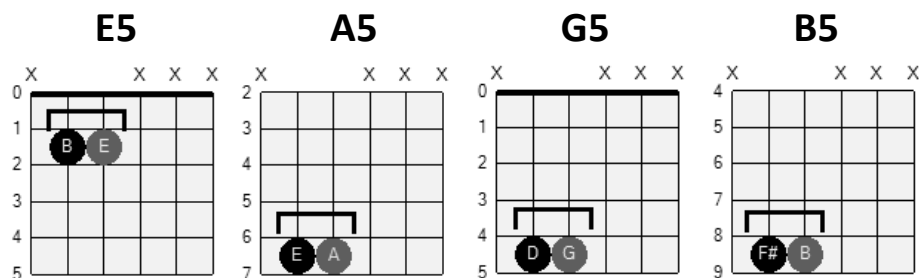
Deep Purple • Black Night [1970]

E mineur

Speelaanwijzingen:

Je kunt het nummer spelen met de **Power Chords**, of de **Riffs** die je onderstaand ziet (of een combinatie van beide)

Power Chords



Ritmisch patroon: **Hard Rock** (*Riffs muted spelen*)

($\text{♪} = \text{♪} \text{ } \text{♪}$)
Introductie

TAB: 7 7 7 7 7 7 5 5 5 5 5 5 | 7 7 7 7 7 7 3 3 3 3 3 3

Riff nr. 1

TAB: 7 5 7 5 7 5 | 7 5 7 7 5 7 | 5 7 | 5 7

Riff nr. 2

TAB: 7 5 7 5 7 5 | 9 7 5 7 5 7 | 5 7 5 7 | 7 7 5 7 7 5 7 5

Begeleiding couplet

6x

TAB: 5 7 7 7 7 7 7 7

Introductie speel introductie-riff en riff nr. 1

Couplet

(**E5** spelen, of riff “**begeleiding couplet**”)

Black night is not right I don't feel so bright I don't care to sit tight

Refrein

(Akkoorden spelen, of **riff nr. 2**)

E5

Maybe I'll find on the way down the line that I'm free

A5

G5

E5

A5

G5

B5

Free to be me Black night is a long way from home

Riff nr. 1

Couplet

(**E5** spelen, of riff “**begeleiding couplet**”)

I don't need a dark tree I don't want a rough sea I can't feel, I can't see

Refrein

Begeleiding gitaarsolo (continu **E5**, afsluiten met **Riff nr. 1**)

Begeleiding orgelsolo (continu **A5**, afsluiten met **Riff nr. 1**)

Couplet

(**E5** spelen, of riff “**begeleiding couplet**”)

Black night, black night I don't need black night I can't see dark light

Coda (met gitaarsolo)

(continu **E5** spelen, eventueel met fade out)

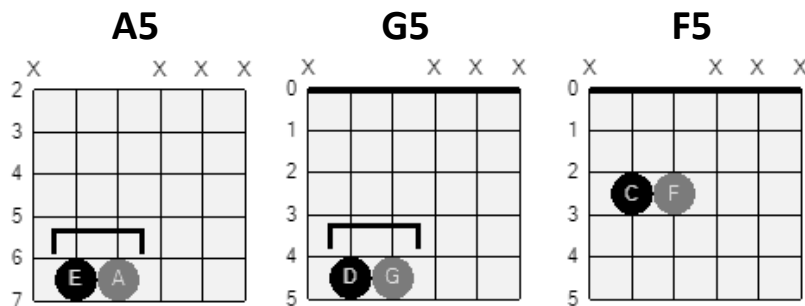
Deep Purple • Child in Time [1970]

A mineur

Speelaanwijzingen:

Introductie is een combinatie van de gitaar partij en de orgel improvisatie. **Power Chords** kunnen enkel worden gespeeld, of gedempt in een slagritme worden gebruikt.

Power Chords



Ritmisch patroon: **Hard Rock** (*Power Chords eventueel muted spelen*)

Introductie

G5 A5

1 2 3 4

F5 G5

5 6 7 8

9 10 11 12

13 14 15 16

17 18 19 20

21 22 23 24

sl.

The introduction consists of 24 measures of guitar tablature. Measures 1-4 are G5 and A5 power chords. Measures 5-8 are F5 and G5 power chords. Measures 9-12 continue the F5 and G5 pattern. Measures 13-16 continue the F5 and G5 pattern. Measures 17-20 continue the F5 and G5 pattern. Measures 21-24 continue the F5 and G5 pattern. The notation includes fret numbers, string numbers (T, A, B), and a sl. (slide) instruction in measure 20.

Couplet

G5 G5 A5 Sweet child, in time **G5 G5 A5** you'll see the line **F5 F5 G5**
G5 G5 A5 The line that's drawn between **G5 G5 A5** good and bad **G5 G5 A5**
G5 G5 A5 See the blind man **F5 F5 G5** shooting at the world
G5 G5 A5 Bullets flying, oh, **G5 G5 A5** taking toll **G5 G5 A5** If you've been bad,
F5 F5 G5 Lord, I bet you have **G5 G5 A5** And you've not been hit, oh,
G5 G5 A5 by a flying lead **G5 G5 A5** You'd better close your eyes
F5 F5 G5 Oh, bow your head Wait for the ricochet

4x

||: **G5 G5 A5** | **G5 G5 A5** | **F5 F5 G5** | **G5 G5 A5** :|| (schreeuwen van Ian Gillan)

Instrumentaal tussenstuk (daarna gitaarsolo, begeleid door basgitaar)

3x

||: **G5 G5 A5** | **G5 G5 A5** | **F5 F5 G5** | **G5 G5 A5** :||

Introductie (zie hiervoor)

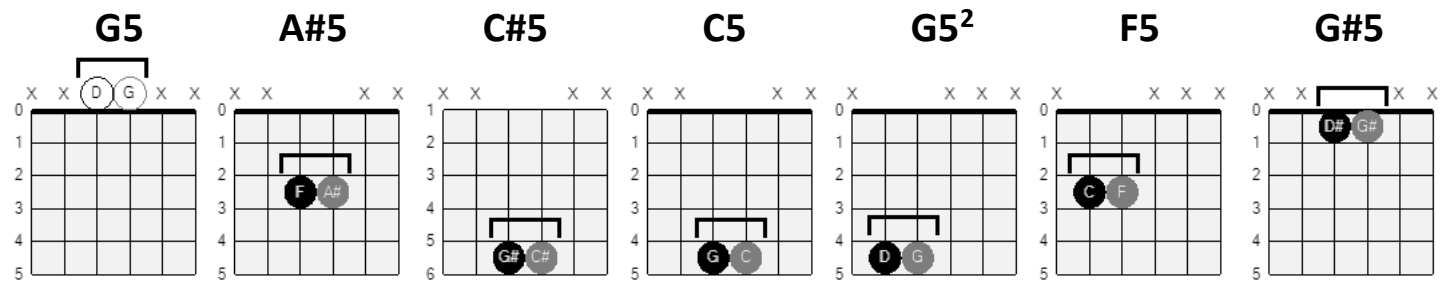
Couplet (zie hiervoor)

Coda (instrumentaal, gebruik akkoordprogressie van het instrumentale tussenstuk)

Deep Purple • Smoke on the Water [1972]


G mineur

Power Chords



Ritmisch patroon: **Hard Rock**

Introductie



Riff



Couplet

G5² We all came out to Montreux	F5 G5² On the Lake Geneva shoreline
To make records with a mobile	F5 G5² We didn't have much time
But Frank Zappa and the Mothers	F5 G5² Were at the best place around
But some stupid with a flare gun	F5 G5² Burned the place to the ground

Refrein

C5 G#5 G5 A#5 G5 A#5 G5 A#5 G5 A#5 G5 A#5 C5 G#5

Smoke on the water And fi.....re in the sky
Riff (speel 2x)

Smoke on the water

Couplet

G5² They burned down the gambling house	F5 It died with an awful sound	G5²
Funky Claude was running in and out	F5 Pulling kids out the ground	G5²
When it all was over	F5 We had to find another place	G5²
But Swiss time was running out	F5 It seemed that we would lose the race	G5²

Refrein + Riff (2x), gevolgd door gitaar-solo

Riff (speel 2x)

Couplet

G5² We ended up at the Grand Hotel	F5 It was empty, cold and bare	G5²
But with the Rolling-truck-Stones-thing just outside	F5 Making our music there	G5²
With a few red lights, a few old beds	F5 We made a place to sweat	G5²
No matter what, we get out of this	F5 I know, I know we'll never forget	G5²

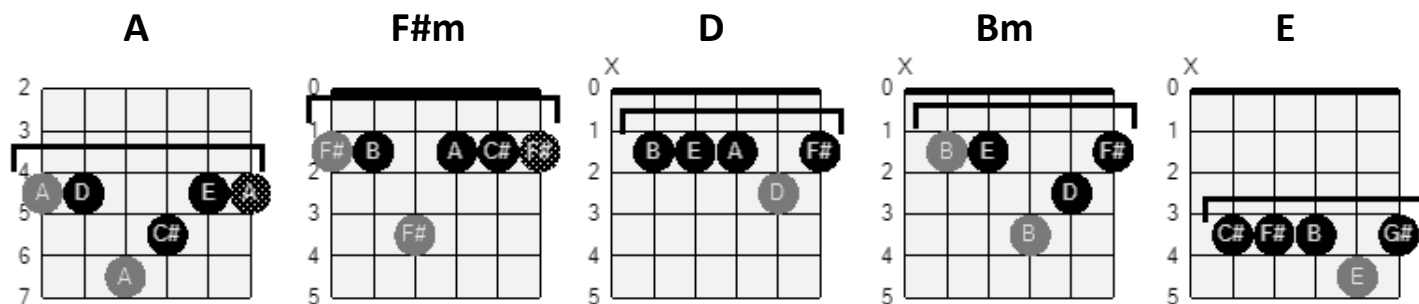
Refrein + Riff (2x)

Coda ➤ **Refrein + Riff** (5x), gevolgd door orgel-solo, waarbij de riff wordt gecontinueerd

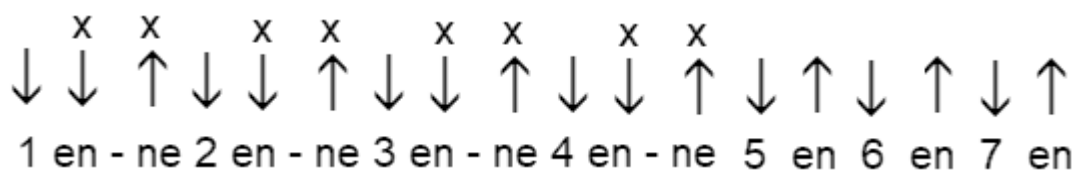
Peter Gabriel • Solsbury Hill [1977]

B Majeur (oorspronkelijk), deze versie A Majeur • Slagritme 7/4

Akkoorden



Slagritme



Introductie (fingerpicking)



Couplet

A Climbing up on Solsbury Hill	F#m I could see the city light
Wind was blowing, time stood still	A Eagle flew out of the night
He was something to observe	F#m Came in close, I heard a voice
Standing stretching every nerve	D I had to listen, had no choice

Refrein 1

Bm I did not believe the information	D Just had to trust imagination
Bm My heart going boom, boom, boom	"Son," he said
D "Grab your things, I've come to take you home"	A Hey, back home

Couplet

A To keep in silence I resigned	F#m My friends would think I was a nut
Turning water into wine	A Open doors would soon be shut
So I went from day to day	F#m Though my life was in a rut
'Til I thought of what I'd say	D Which connection I should cut

Refrein 2

Bm I was feeling part of the scenery	D I walked right out of the machinery
Bm My heart going boom, boom, boom	"Hey," he said
D "Grab your things, I've come to take you home"	A Hey, back home

Couplet

A When illusion spin her net	F#m I'm never where I want to be
And liberty she pirouette	A When I think that I am free
Watched by empty silhouettes	F#m Who close their eyes but still can see
No one taught them etiquette	D I will show another me

Refrein 3

Bm Today I don't need a replacement	D I'll tell them what the smile on my face meant
Bm My heart going boom, boom, boom	"Hey," I said
D "You can keep my things, they've come to take me home"	A

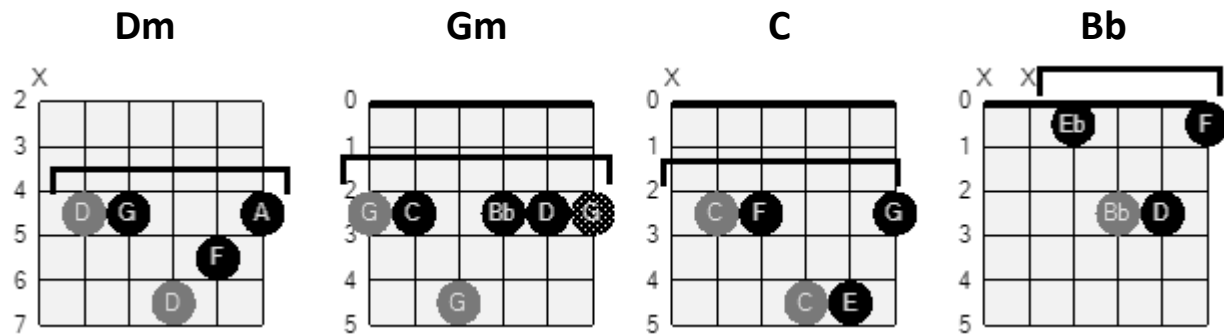
Coda (spelen met fade-out)

A

Romantics • Talking in Your Sleep [1983]

D mineur

Akkoorden



Ritmisch patroon: **Rock/Pop**

Introductie



Couplet

When you close your eyes and you go to sleep
 And it's down to the sound of a heartbeat
 I can hear the things that you're dreaming about
 When you open up your heart and the truth comes out

Chord progression for Couplet:
 Dm Gm - C - Dm
 Dm Gm - C - Dm
 Dm Gm - C - Dm
 Dm Gm - C - Dm

Pre-Refrein

You tell me that you want me, you tell me that you need me
 You tell me that you love me, and I know that I'm right, 'cause I hear it in the night

Chord progression for Pre-Refrein:
 Dm C
 Gm Bb C

Refrein

Dm I hear the secrets that you keep, **Gm - C** when you're talking in your sleep **Dm** (2x)

Couplet

Dm When I hold you in my arms at night **Gm - C - Dm**
Dm Don't you know you're sleeping in the spotlight **Gm - C - Dm**
Dm And all your dreams that you keep inside **Gm - C - Dm**
Dm You're telling me the secrets that you just can't hide **Gm - C - Dm**

Pre-Refrein + Refrein

Brugstuk

4x
||: Dm | Dm | Gm C | Dm :||
Dm When you close your eyes and you fall asleep **Gm - C - Dm**
Dm Everything about you is a mystery **Gm - C - Dm**

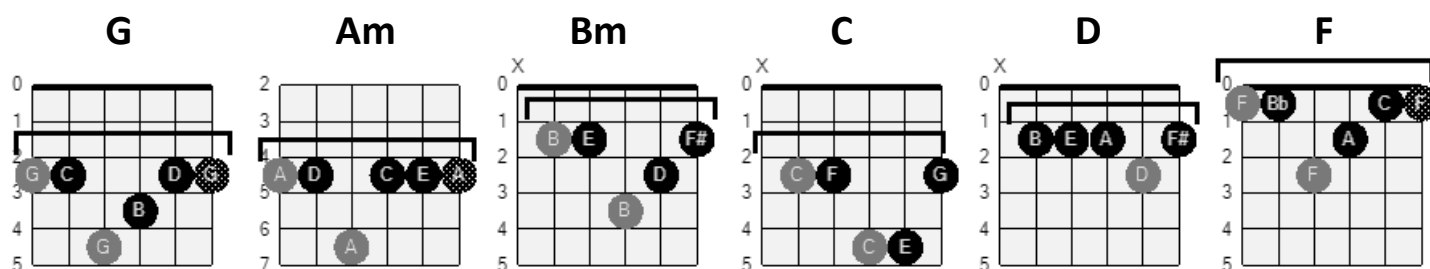
Coda (ad lib herhalen, spelen met fade-out)

2X
Pre-Refrein + Refrein + ||: Dm | Dm | Gm C | Dm :||

Aswad • Don't Turn Around [1988]

G Majeur

Akkoorden



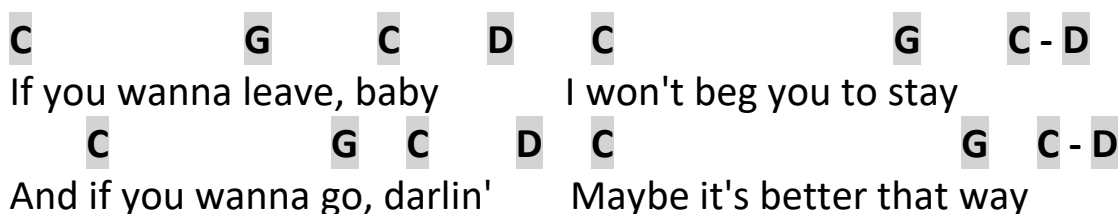
Ritmisch patroon: **Reggae**

Introductie

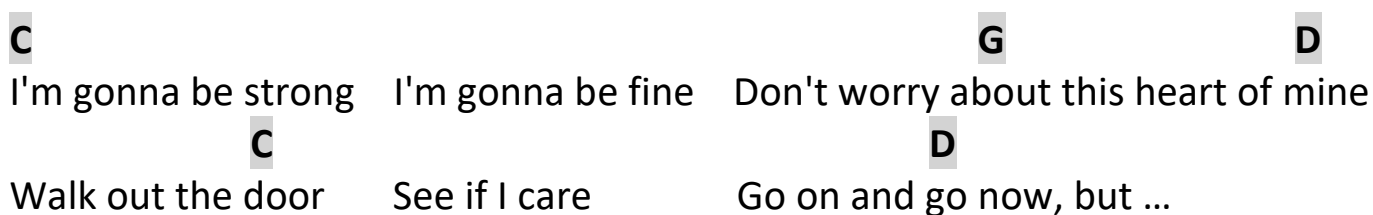


Woah, woah, woah!

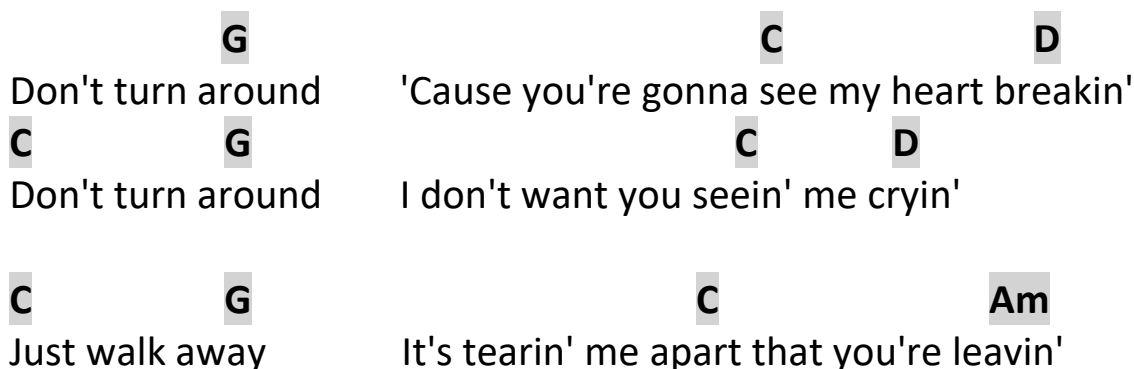
Couplet



Pre-Refrein 1



Refrein



I'm lettin' you go F D And I won't let you know G Am D I won't let you know G Am

Couplet

I won't miss your arms around me C G C D Holdin' me tight C G C - D
 And if you ever think about me C G C D Just know that I'm gonna be alright C G C - D

Pre-Refrein 2

I'm gonna be strong C I'm gonna be fine G Don't worry about this heart of mine D
 I know I'll survive it C I'll make it through D and I'll learn to live without you, but ...

Refrein

Brugstuk

I wish I could scream out loud that I love you Am D
 I wish I could say to you, "Don't go, don't go, don't go" Am D

Refrein (speel 2x)

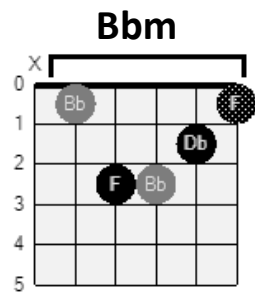
Coda (spelen met fade-out)

Don't turn around C G C - D Don't turn around C G C - D Don't turn around C G C - D
 Don't turn around C G C - D Don't turn around C G C - D Don't turn around C G C - D

Temptations • Papa was a Rolling Stone [1972]

Bes Mineur


Akkoorden




Ritmisch patroon: **Funk** (speel alles met Wah pedaal)

Intro: 12 maten basgitaar, gevolgd door **Bbm**, hoornsectie solo.

In plaats van hoornsectie, gitaar transpositie:



Bbm in song eventueel variëren als:



Couplet 1

Bbm

It was the third of September; that day I'll always re-member, yes I will
'Cos that was the day, that my daddy died.

I never got a chance to see him;

Never heard nothin' but bad things about him.

Mama, I'm depending on you, to tell me the truth.

(Gesproken): Mama just hung her head and said; son...

Refrein

Bbm

Papa was a rollin' stone; herever he laid his hat, was his home.

And when he died, all he left us was alone.

Papa was a rollin' stone, my son, yeah; wherever he laid his hat, was his home.

Bbm

And when he died, all he left us was alo-o-o-ne.

Couplet 2

Bbm

Hey, Mama, is it true what they say that Papa never worked a day in his life?
And mama, some bad talk going around town saying that Papa had three outside
children, and another wife....and that ain't right

Hey, I heard 'em talk about Papa doin' some store-front preaching
Talkin' about saving souls and all the time leeching,
Dealing in dirt, and stealing in the name of the Lord
(*Gesproken*) And mama just hung her head and said:

Refrein

Couplet

Bbm

Hey, Mama, I heard Papa call himself a jack of all trades;
Tell me, is that what sent Papa to an early grave?
Folks say Papa would beg borrow or steal to pay his bills.
Hey, Mama, folks say Papa never was much on thinkin';
Spend most of his time chasin' women and drinkin'
Mama, I'm depending on you, to tell me the truth.
(*Gesproken*) Mama looked up with a tear in her eye and said; "son...

Instrumentaal tussenstuk

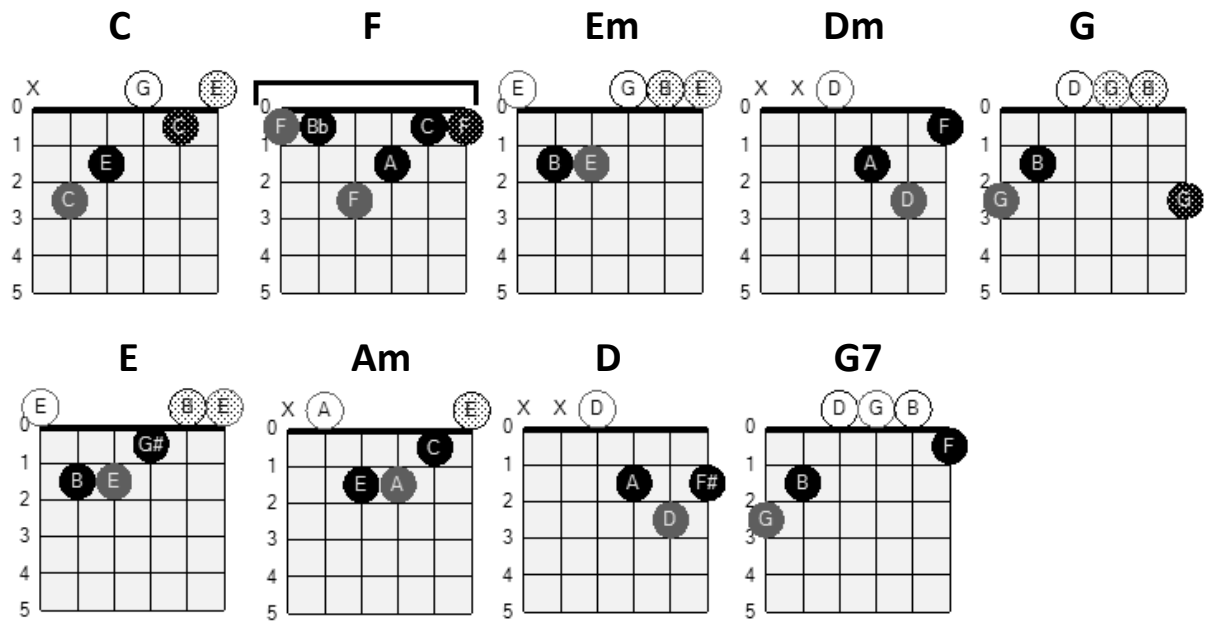
Refrein (speel 2x)

Coda (speel Bbm met fade-out)

Billy Paul • Me and Mrs. Jones [1972]

C Majeur

Akkoorden



Ritmisch patroon: **Ballad**

Introductie

4x



Refrein 1

C	F - C	Em	Dm
Me and Mrs. Jones	We got a thing going on		
Dm	F	G	C
We both know that it's wrong	But it's much too strong	To let it go now	E

Couplet

Am	Em
We meet every day	at the same café,
Dm	G
Six-thirty,	I know, I know she'll be there
Am	Em
Holding hands,	making all kinds of plans
D	G
while the jukebox plays our favorite song	

Refrein 2

G7 **C** **F** **C**
Me and Mrs., Mrs. Jones, Mrs. Jones, Mrs. Jones, Mrs. Jones

Em **Dm**
We got a thing going on

Dm **F** **G** **C** **E**
We both know that it's wrong But it's much too strong To let it go now

Couplet

Am **Em** **Dm** **G** **C** **E**
We gotta be extra careful that we don't build our hopes up too high

Am **Em** **G**
'Cause she's got her own obligations and so, and so do I

Refrein 2

Couplet

Am **Em** **Dm** **G** **C** **E**
Well, it's time for us to be leaving, it hurts so much, it hurts so much inside

Am **Em**
Now she'll go her way and I'll go mine

D **G**
But tomorrow, we'll meet the same place, the same time

Tussenstuk

G7 **C** **F** **C**
Me and Mrs., Mrs. Jones, Mrs. Jones, Mrs. Jones, Mrs. Jones

Em **Dm**
We got a thing going on

Coda (ad lib zang, spelen met fade-out)

Ad lib

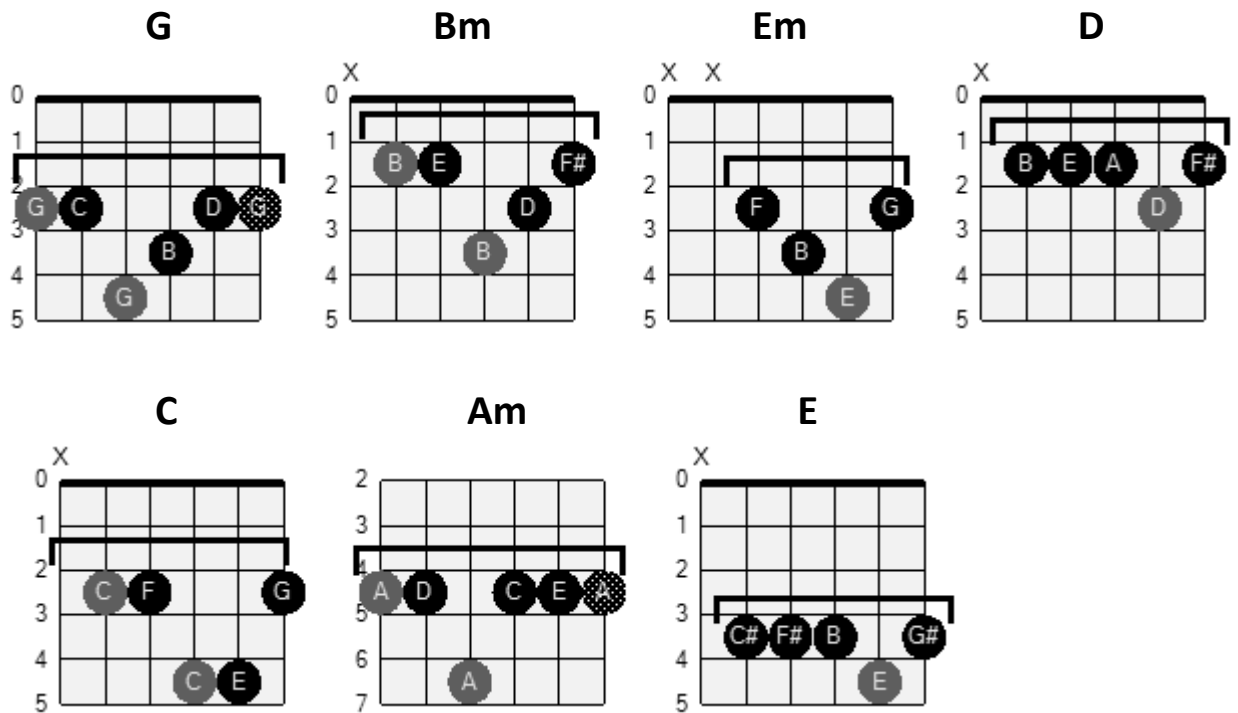
||: **C** | **F** | **C** | **F** :||

We gotta be extra careful, we can't afford to build our hopes up too high
I wanna meet and talk with you at the same place, the same café, the same time
And we're gonna hold hands like we used to, we gonna talk it over, talk it over
But I'm thinking strong, a thing going on It's time

Toontje Lager • Stiekem Gedanst [1983]

G Majeur

Akkoorden



Ritmisch patroon: **Pop/Funk**

Introductie



Couplet

G	Bm	G	Bm
Ik stond maar wat te drinken wat te hangen	Ik dacht en keek en dacht wat om me heen		
Em	D	C	D
Niemand om me even op te vangen	Niemand bijzonder, niemand in het algemeen		

Couplet

G	Bm	G	Bm
Drie uur 's nachts, zeven januari	Het panterbloesje en de spijkerbroek		
Em	D	C	D
De armen bloot, de korte zwarte haren	En ik stond daar ergens op een hoek		

Refrain

Am	G	D
Ik heb stiekem met je gedanst	Ik hoop dat je het leuk vond	

Am **G**
Ik heb stiekem met je gedanst

D **G**
Stiekem met je gedanst

Couplet

G **Bm**
Ik denk niet dat je me hebt zien staan kijken
Em **D**
Ik was die jongen die losjes wou lijken

G **Bm**
Ik was die jongen met die vage blik
C **D** **G**
Niet te onschuldig en zeker niet te dik

Refrein

Instrumentaal brugstuk

2x
||: **Am** | **E** | **Am** | **Am** :|| **Am** | **E** | **D** | **D** |

Begeleiding tijdens solo

3x
||: **G** | **G** | **Bm** | **Bm** :|| **G** | **G** | **G** | **G** | **G** | **Bm** | **Bm** |

Couplet

G **Bm**
Ik hebt gedanst zonder te bewegen
Em **D**
Misschien kom ik je morgen tegen

G **Bm**
Met een gemak zoals je zelden ziet
C **D** **G**
Misschien is het wel beter van niet

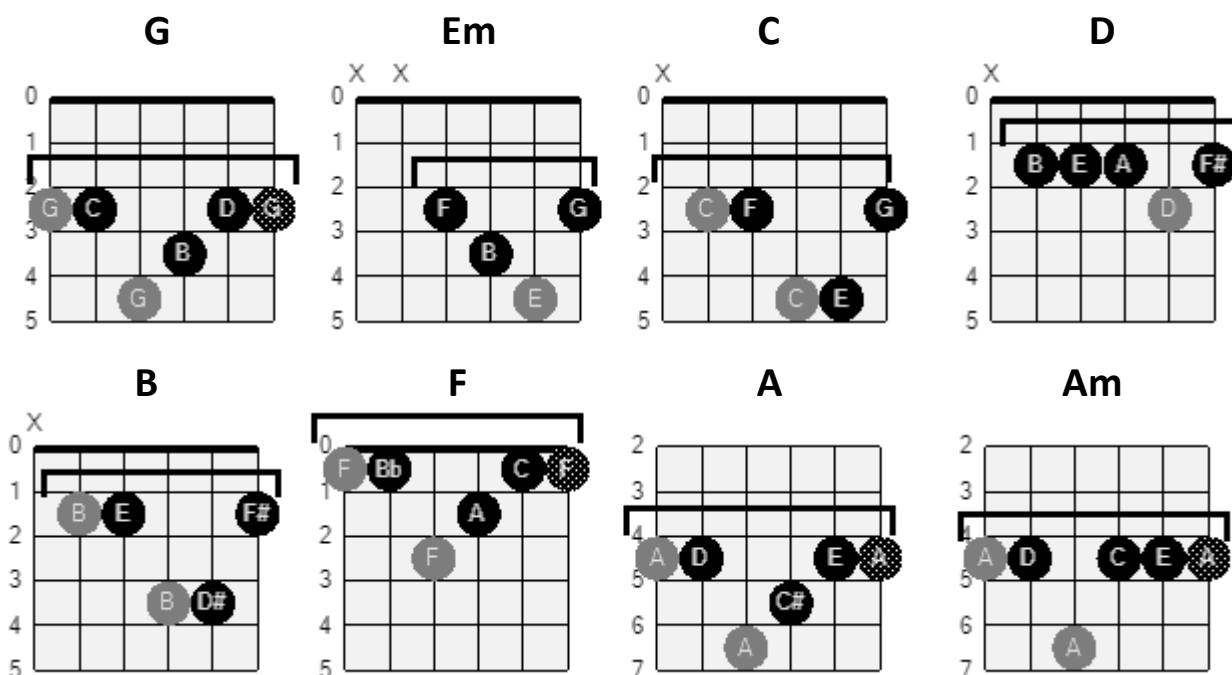
Refrein

Coda met solo (spelen met fade-out)

2x
||: **Am** | **E** | **Am** | **Am** :|| **Am** | **E** | **D** | **D** |

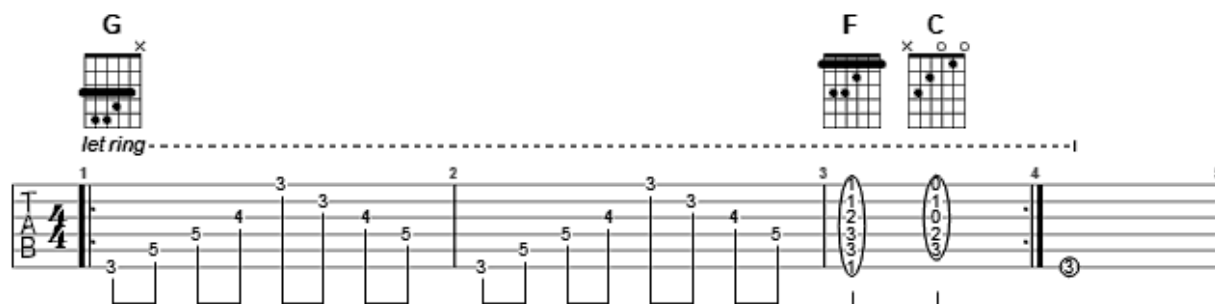
3x
||: **G** | **G** | **Bm** | **Bm** :|| **G** | **G** | **G** | **G** | **G** | **G** |

Akkoorden



Ritmisch patroon: **Ballad**

Introductie



Couplet

G **Em** **C** **D**
Love hurts, love scars, love wounds and mars

G **B** **Em**
To take a lot of pain, take a lot of pain

G ↓ **F** ↓ **C** ↓ **G**
Love hurts, ooh hoo love hurts

Any heart, not tough or strong enough
Love is like a cloud, it holds a lot of rain

Couplet

G **Em** **C** **D**
I'm young, I know, but even so

G **Em** **C** **D**
I know a thing or two, I learned from you

G B Em
I really learned a lot, really learned a lot
G ↓ **F** ↓ **C** ↓ **G**
Love hurts, ooh hoo love hurts

B C D
Love is like a flame, it burns you when it's hot

Pre-Refrein

Em B Em
Some fools think of happiness
A
Some fools fool themselves, I guess

B Em B Em
Blissfulness, togetherness
Am D
They're not foolin' me

Refrein

G B Em B C D
I know it isn't true I know it isn't true Love is just a lie Made to make you blue
G ↓ **F** ↓ **C** ↓ **G** ↓ **F** ↓ **C** ↓ **G**
Love hurts Ooh, ooh love hurts Ooh, ooh love hurts

Brugstuk met solo

Begeleiding

2x
||: **G** | **Em** | **C** | **D** :||

Solo



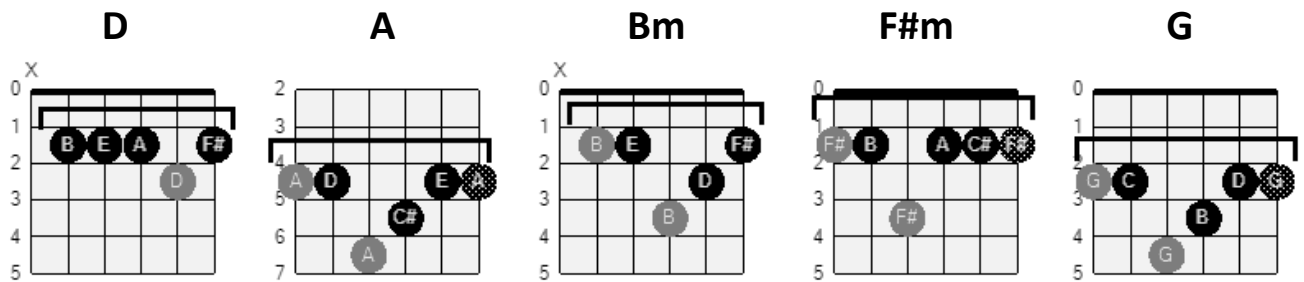
Coda

G B Em B C D
I know it isn't true I know it isn't true Love is just a lie Made to make you blue
G ↓ **F** ↓ **C** ↓ **G** ↓ **F** ↓ **C** ↓ **G**
Love hurts Ooh, ooh love hurts Ooh, ooh love hurts
↓ **F** ↓ **C**
Ooh Ooh

The Farm • All Together Now [1991]

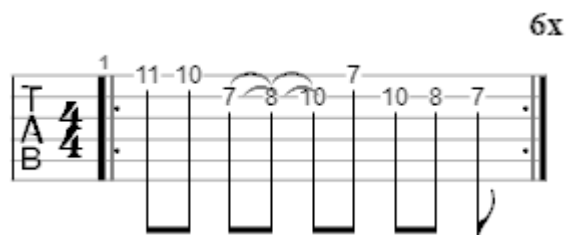
D Majeur

Akkoorden



Ritmisch patroon: **Pop**

Introductie (over percussie en toetsen)



Couplet

D	A	Bm	F#m
Remember boy that your forefathers died	Lost in millions for a country's pride		
G	D		
But they never mention	The trenches of Belgium		
G	A		
When they stopped fighting	And they were one		

Riff (zie introductie-riff)

Couplet

D	A
A spirit stronger than war was at work that night	
Bm	F#m
December nineteen-fourteen cold, clear and bright	
G	D
Countries' borders	Were right out of sight
G	A
When they joined together	And decided not to fight

Refrein (speel 2x)

D **A** **Bm** **F#m** **G** **D** **G** **A**
All together now All together now All together now In no man's land
Together

Riff (zie introductie-riff, of speel 6x **D**)

Couplet

D **A** **Bm** **F#m**
The same old story again All those tears shed in vain
G **D** **G** **A**
Nothing learnt and nothing gained Only hope remains

Refrein

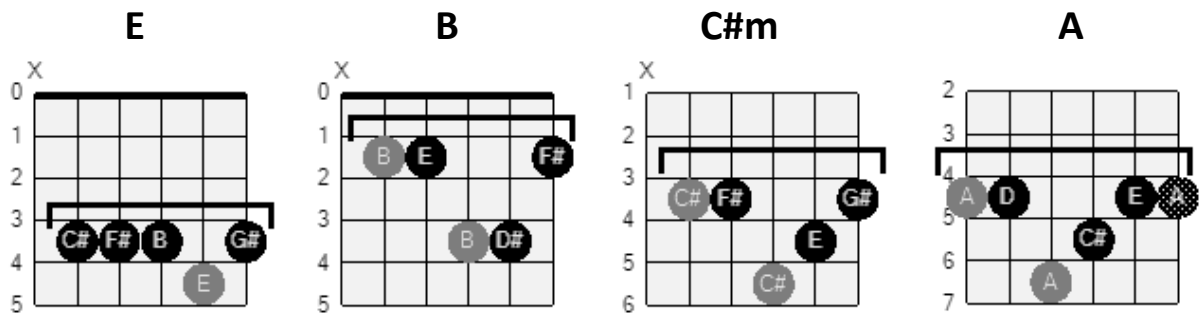
Coda (ad lib herhalen en spelen met fade-out)

D **A** **Bm** **F#m** **G** **D** **G** **A**
All together now All together now All together now In no man's land
Together
D **A** **Bm** **F#m** **G**
Boys had their say they said no stop the slaughter Let's go home!
D **G** **A**
Let's go! Let's go! Let's go! Let's go! Let's go!

Mike Oldfield • Moonlight Shadow [1983]

E Majeur

Akkoorden



Ritmisch patroon: **Rock**

Introductie



Couplet

C#m	A	B	E	B
The last that ever she saw him	Carried away by a moonlight shadow			
C#m	A	B	E	B
He passed on worried and warning	Carried away by a moonlight shadow.			
E	B	A	B	
Lost in a riddle that Saturday night	Far away on the other side.			
E	B			
He was caught in the middle of a desperate fight				
C#m	A	B		
And she couldn't find how to push through				

Couplet

C#m	A	B	E	B
The trees that whisper in the evening	Carried away by a moonlight shadow			
C#m	A	B	E	B
Sing a song of sorrow and grieving	Carried away by a moonlight shadow			
E	B	A	B	
All she saw was a silhouette of a gun	Far away on the other side.			

E
 He was shot six times by a man on the run
C#m A B
 And she couldn't find how to push through

Brugstuk (speel 2x)

B E A B
 I stay I pray See you in heaven far away

Couplet

C#m A Four am in the morning C#m A I watched your vision forming E B Star was light in a silvery night E B Will you come to talk to me this night	B E B Carried away by a moonlight shadow B E B Carried away by a moonlight shadow A B Far away on the other side C#m A B But she couldn't find how to push through
--	--

Brugstuk (speel 2x)

Solo (begeleiding)

2x
 ||: C#m | A | B | E B :||
 2x
 ||: E | B | C#m A | E B :||
 2x
 ||: C#m | A | B | E B :||

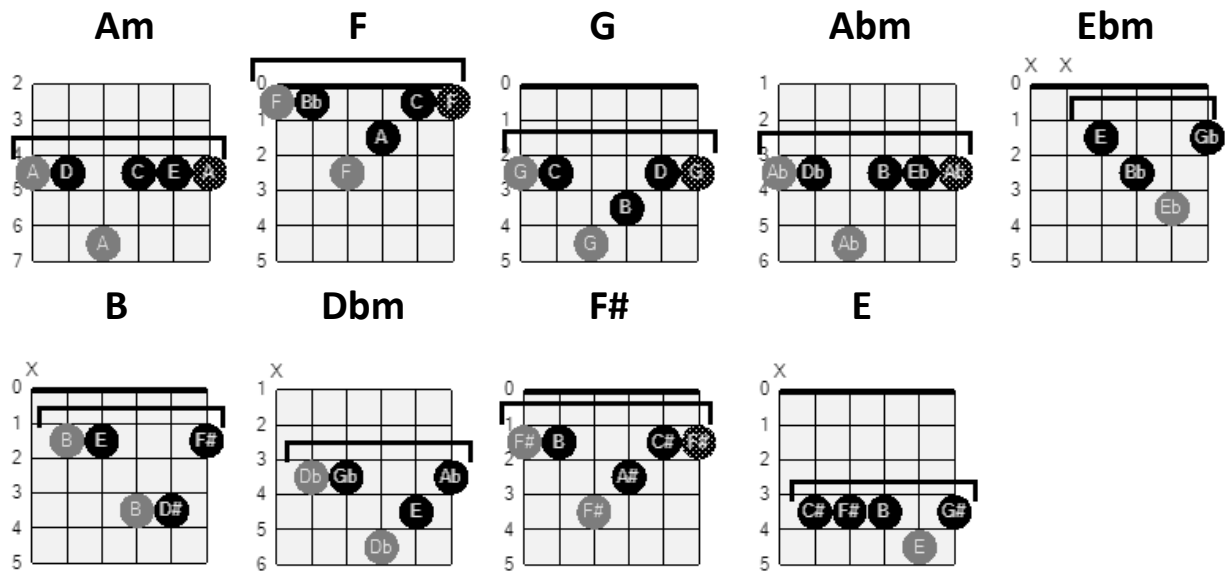
Coda (spelen met fade-out)

E B C#m - A - B
 Caught in the middle of a hundred and five
E B
 The night was heavy and the air was alive
C#m A B
 But she couldn't find how to push through
C#m A B E B
 Carried away by a moonlight shadow

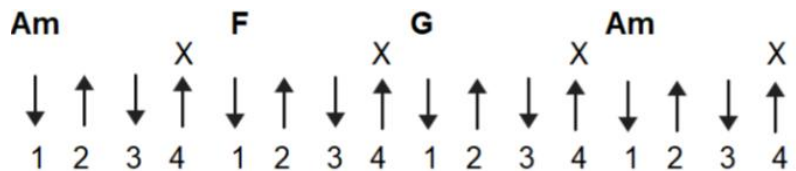
Eric Clapton • Layla [1970]

A Mineur

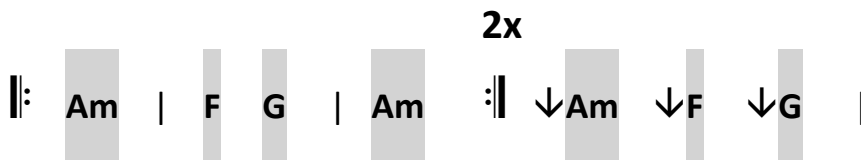
Akkoorden



Ritmisch patroon: **Rock/Ballad**



Introductie



Couplet

Abm **Ebm** **Abm** **G** **B**
 What'll you do when you get lonely And nobody's waiting by your side?
Dbm **F#** **B** **E** **Dbm** **F#** **B**
 You've been runnin' and hidin' much too long You know it's just your foolish pride

Refrein

↓ **E** **Am** **F** **G** **Am** **F** **G** **Am**
 Layla You've got me on my knees Layla I'm begging, darling, please
Am **F** **G** **Am** **Am** ↓ **F** - ↓ **G**
 Layla Darling, won't you ease my worried mind?

Couplet

Abm **Ebm**
I tried to give you consolation
Dbm **F#** **B** **E**
Like a fool, I fell in love with you

Abm **G** **B**
When your old man had let you down

Dbm **F#** **B**
It turned my whole world upside down

Refrein

Couplet

Abm **Ebm**
So make the best of the situation
Dbm **F#** **B** **E**
Please, don't say we'll never find a way

Abm **G** **B**
Before I finally go insane

Dbm **F#** **B**
And tell me all my love's in vain

Refrein (speel 2x)

Brugstuk (Begeleiding bij gitaarsolo)

10x

||: Am | F G | Am :||

Refrein

Coda

Am F G Am F G Am

Layla You've got me on my knees Layla I'm begging, darling, please

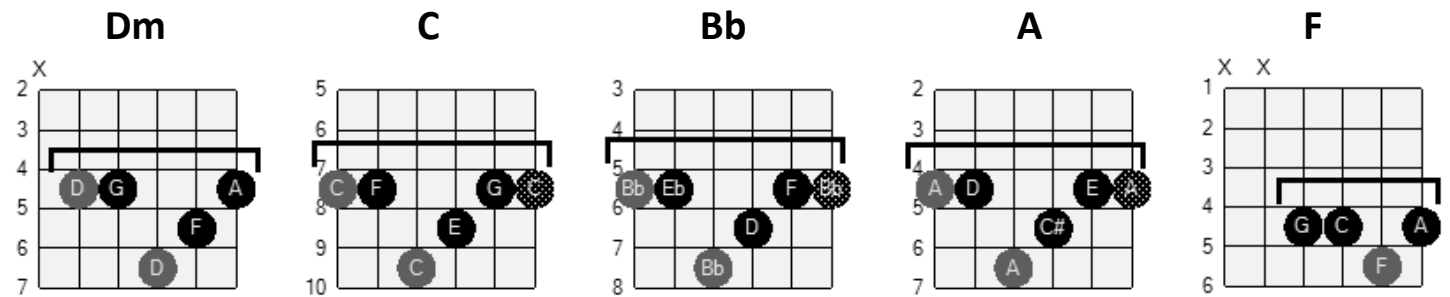
Am F G Am Am F - G - Am

Layla Darling, won't you ease my worried mind?

Dire Straits • Sultans of Swing [1978]

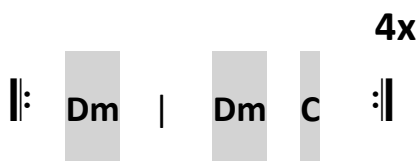
D Mineur

Akkoorden



Ritmisch patroon: **Rock/Pop**

Introductie



Couplet

You get a shiver in the dark **Dm** It's raining in the park, but meantime **C** **Bb** **A**
 South of the river, you stop **Dm** **C** And you hold everything **Bb** **A**
 A band is blowing Dixie, double-four time **F** **C**
 You feel alright when you hear that music ring **Bb** **Dm** **Bb - C**

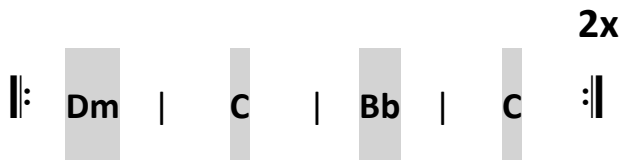
Couplet

Well, now you step inside **Dm** But you don't see too many faces **C** **Bb** **A**
 Coming in out of the rain **Dm** **C** To hear the jazz go down **Bb** **A**
 Competition in other places **F** **C** **Bb** **Dm** Ah, but the horns, they're blowing that sound

Brugstuk 1

Way on down south **Bb - C** **Bb - C** Way on down south, London town **Dm**

Instrumentaal tussenstuk



Couplet

Dm **C** **Bb** **A**
You check out guitar George He knows all the chords
Dm **C** **Bb** **A**
Mind, it's strictly rhythm He doesn't want to make it cry or sing
F **C**
They've said an old guitar is all he can afford
Bb **Dm** **Bb - C**
When he gets up under the lights to play his thing

Couplet

Dm **C** **Bb** **A**
And Harry doesn't mind If he doesn't make the scene
Dm **C** **Bb** **A**
He's got a daytime job He's doing alright
F **C** **Bb** **Dm** **Bb - C**
He can play the honky-tonk like anything Saving it up for Friday night

Brugstuk 2

Bb - C **Dm**
With the Sultans With the Sultans of Swing (Yeah)

Instrumentaal tussenstuk

Couplet

Dm **C** **Bb** **A**
And a crowd of young boys They're fooling around in the corner
Dm **C** **Bb** **A**
Drunk and dressed in their best brown baggies, and their platform soles
F **C**
They don't give a damn about any trumpet playing band
Bb **Dm** **Bb - C**
It ain't what they call Rock and Roll

Brugstuk 3

And the Sultans **Bb - C** Yeah, the Sultans, they play Creole ... (Creole) **Dm**

Instrumentaal tussenstuk

Gitaarsolo (begeleiding)

2x
	: **Dm**	**C Bb**	**A**	**A** :			
F	**F**	**C**	**C**	**Bb**	**Bb**	**Dm**	**Dm Bb**
C	**C Bb**	**C**	**C**				

Instrumentaal tussenstuk

Couplet

Dm And then the man **C Bb A** He steps right up to the microphone
Dm C And says at last **Bb A** Just as the time bell rings
F C Bb Dm Bb - C "Goodnight, now it's time to go home" Then he makes it fast with one more thing

Brugstuk 4

"We are the Sultans **Bb - C** We are the Sultans of Swing" **Dm**

Coda (gitaarsolo-begeleiding, fade out)

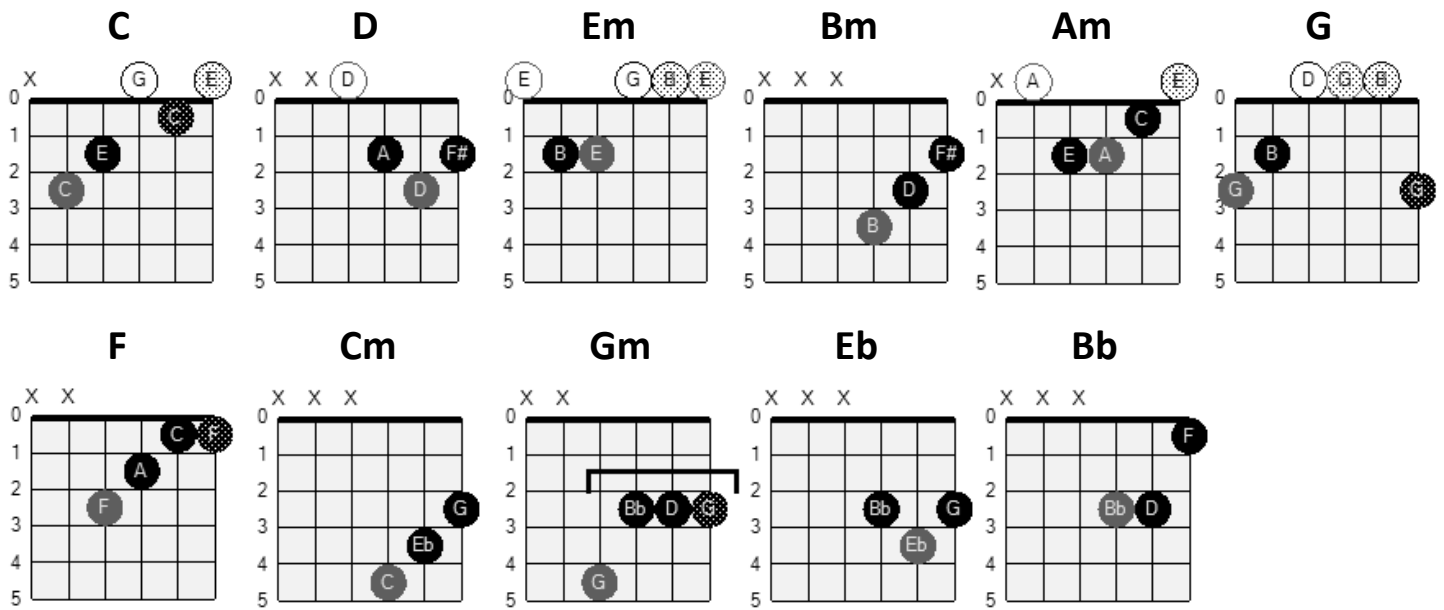
||: **Dm** | **Dm C** :||

(Deze pagina is opzettelijk blanco)

Jermaine Jackson • Do What You Do [1984]

E Mineur

Akkoorden



Ritmisch patroon: **Pop/Ballad**

Introductie ||: C | D | Em :|| 2x Bm | D |

I don't mind

Couplet

Em Bm Am
Why don't you do what you do When you did what you did to me?
Em Bm Am
Love was so good that it filled up all my needs

Refrein

C D Bm
I was crazy for you You were crazy for me
G C Am D
How could something so right go so wrong My love, sweet love

Couplet

Why don't you say what you say When you say what you said anymore?
Your eyes couldn't lie So long goodbye, close the door

Refrein

Brugstuk

Tell me something I didn't do Why did someone else have to pull you through?
Did they steal you away like a thief in the night?
Love like this, must take flight

Couplet

Why don't they play what they played On the nights you danced with me?
Remember the one we made love to endlessly

Refrein

Coda (speel 3x, met fade out)

||: C | D | Em :|| Bm | D |



Bijlage Slagritmes (strumming patterns)

Basis slagritmes (basic strumming)

Patroon 1

Basic rhythm pattern 1

G

D

Am

C

Patroon 2

Basic rhythm pattern 2

G

D

Am

C

Patroon 3

Basic rhythm pattern 3

G

D

Am **C**

11 12

TAB

0	0	0	0	0	0	0	0	0	0	0	0	0	0	0	0	0	0	0	0	0	0
1	1	1	1	1	1	1	1	1	1	1	1	1	1	1	1	1	1	1	1	1	1
2	2	2	2	2	2	2	2	2	2	2	2	2	2	2	2	2	2	2	2	2	2
0	0	0	0	0	0	0	0	0	0	0	0	3	3	3	3	3	3	3	3	3	3

Patroon 4
Basic rhythm pattern 4

G **D**

13 14

TAB

3	3	3	3	3	3	3	3	3	3	3	3	2	2	2	2	2	2	2	2	2	2
0	0	0	0	0	0	0	0	0	0	0	0	0	0	0	0	0	0	0	0	0	0
0	0	0	0	0	0	0	0	0	0	0	0	2	2	2	2	2	2	2	2	2	2
2	2	2	2	2	2	2	2	2	2	2	2	0	0	0	0	0	0	0	0	0	0
3	3	3	3	3	3	3	3	3	3	3	3	0	0	0	0	0	0	0	0	0	0

Am **C**

15 16

TAB

0	0	0	0	0	0	0	0	0	0	0	0	0	0	0	0	0	0	0	0	0	0
1	1	1	1	1	1	1	1	1	1	1	1	1	1	1	1	1	1	1	1	1	1
2	2	2	2	2	2	2	2	2	2	2	2	2	2	2	2	2	2	2	2	2	2
0	0	0	0	0	0	0	0	0	0	0	0	3	3	3	3	3	3	3	3	3	3

Patroon 5
Basic rhythm pattern 5

G **D**

17 18

TAB

3	3	3	3	3	3	3	3	3	3	3	3	2	2	2	2	2	2	2	2	2	2
0	0	0	0	0	0	0	0	0	0	0	0	0	0	0	0	0	0	0	0	0	0
0	0	0	0	0	0	0	0	0	0	0	0	2	2	2	2	2	2	2	2	2	2
3	3	3	3	3	3	3	3	3	3	3	3	0	0	0	0	0	0	0	0	0	0

Am **C**

19 20

TAB

0	0	0	0	0	0	0	0	0	0	0	0	0	0	0	0	0	0	0	0	0	0
1	1	1	1	1	1	1	1	1	1	1	1	1	1	1	1	1	1	1	1	1	1
2	2	2	2	2	2	2	2	2	2	2	2	2	2	2	2	2	2	2	2	2	2
0	0	0	0	0	0	0	0	0	0	0	0	3	3	3	3	3	3	3	3	3	3

Basic rhythm pattern 6

Basic rhythm pattern with Power Chords & Palm Mute effect

Based on: While My Guitar Gently Weeps (the Beatles)

[illegible]

Am **G** **C** **E**

33 34 35 36 37

TAB

Patroon 9

Based on: Ho Hey (The Lumineers)

F **C** **F** **C** **F**

38 39 40 41 42

TAB

Patroon 10

Based on: Hotel California (The Eagles)

Bm **F#**

43 44 45 46 47

TAB

A **E**

48 49 50 51 52

TAB

G

D

Em

F#

Patroon 11

Based On: Rollin in the Deep (Adele)

Am

G

F

G

Slagritmes Blues en Bluesrock

Patroon 1

Blues in A major

D9 **Gmaj7** **D#9**

TAB

5	5	5	5	5	5	5	6	7	7	7	7	7	7	7	6
5	5	5	5	5	5	5	6	7	7	7	7	7	7	7	6
4	4	4	4	4	4	4	5	6	6	6	6	6	6	6	5
5	5	5	5	5	5	5	6	5	5	5	5	5	5	5	6

5

D9

D#9

E9

D#9

6

T 5 5 5 5 5 5 5 6

A 5 4 5 5 4 5 4 5

B 5 5 5 5 5 5 5 6

7 7 7 7 7 7 7 6

7 7 7 7 7 7 7 6

6 6 6 6 6 6 6 5

7 7 7 7 7 7 7 6

7

D9

D#9

E9

D#9

T 5 5 5 5 5 5 5 6

A 5 4 5 4 5 4 5 6

B 5 5 5 5 5 4 5 6

8

7 7 7 7 7 7 7 6

7 7 7 7 7 7 7 6

6 6 6 6 6 6 6 6

7 7 7 7 7 7 7 6

Patroon 2
Boogie Rhythm

E5 **C#m** **E5** **Dsus2** **C#m** **E5** **H**

11 3 3 3 3 3 3 3 12 3 3 3 3 3 3 3 H

TAB 2 0 0 3 4 2 0 0 4 0 2 5 0 5 4 0 4 2 0 2 3 4 2

E5

13 3 3 3 3 3 3 3 14 3 3 3 3 3 3 3

TAB 0 0 0 0 0 0 0 0 0 0 0 0 0 0 0 0 0

0 4 2 4 2 4 2 4

A5 **Gsus2** **F#m** **A5** **F#m**

15 3 H 3 3 3 3 16 3 3 H 3 3 3 3 F#m

TAB 2 0 0 3 4 2 5 0 2 0 4 0 2 2 0 0 3 4 2 0 2 0 4 0 2

0 3 4 2 0 4 0 2 2 3 4 2 5 0 2 0 3 4 2

E5 **H** **E5** **C#m** **E5** **Dsus2** **E5** **H**

17 3 H 3 3 3 3 18 3 3 H 3 3 3 3 H

TAB 0 0 0 0 0 0 0 0 0 0 0 0 0 0 0 0 0

0 3 4 2 0 4 0 2 2 3 4 2 5 0 2 0 3 4 2

B5 **B5 Asus2** **G#m** **B5** **A5** **Gsus2** **A5** **F#m** **A5**

19 3 3 3 3 3 3 3 20 3 3 H 3 3 3 3

TAB 4 2 4 2 5 6 4 4 7 4 4 6 4 2 0 2 0 3 4 2 5 0 2 0 4 0 2

2 2 5 6 4 4 7 4 4 6 4 2 0 2 0 3 4 2 5 0 2 0 4 0 2

Patroon 3

12-Bar Blues with Pentatonic Scale

E

[illegible]

Patroon 4

Blues Shuffle

G5 **Em** **D5**

33 34

TAB 5 3 5 3 7 3 5 3 7 3 | 5 3 5 3 7 3 5 7

C5 **Am** **C5** **Am** **G5**

35 36

TAB 7 5 7 5 7 5 7 5 | 5 3 5 3 7 3 5 3

C5 **C#5** **D5**

37 38

TAB 5 3 5 3 7 3 5 3 | 5 3 6 4 7 5 7 5

G5 **A5** **F#m** **A5** **E5**

39 40

TAB 5 3 5 3 | 2 0 2 0 4 0 4 0

D5 **Bm** **E5** **A5** **F#m**

41 42

TAB 2 0 2 0 4 0 4 0 | 2 0 2 0 4 0 4 0

D5 **Bm**

43 44

TAB 2 0 2 0 4 0 4 0 | 2 0 2 0 4 0 4 0

45 46

TAB: 2 0 2 0 4 0 4 0 2 0 2 0 4 0 | 2 0 2 0 4 0 2 0 2 0 2 0 4 0 |

47 48 E5 C#m

TAB: 2 0 2 0 4 0 2 0 2 0 2 0 4 0 | 2 0 2 0 4 0 4 0 2 0 2 0 2 0 4 0 |

49 50

TAB: 2 0 2 0 4 0 4 0 2 0 2 0 4 0 | 2 0 2 0 4 0 4 0 2 0 2 0 2 0 4 0 |

51 52 A5 E5 C#m E5

TAB: 2 0 2 0 4 0 4 0 2 0 2 0 4 0 | 2 0 2 0 4 0 4 0 2 0 2 0 2 0 4 0 |

Patroon 5

Blues Exercises in 4 sections

SECTION 1

53 54 55 56

TAB: 0 0 4 4 2 2 4 2 | 0 0 4 4 2 2 4 2 | 0 0 4 4 2 2 4 2 | 0 0 4 4 2 2 4 2 |

57 58 59 60

TAB: 0 0 4 4 2 2 4 2 | 0 0 4 4 2 2 4 2 | 0 0 4 4 2 2 4 2 | 0 0 4 4 2 2 4 2 |

SECTION 2

61 62 63 64

TAB: 0 0 4 4 2 2 4 2 : 0 0 4 4 2 2 : ↑ 0 ↓ 7 ↑ 7 ↓ 5 ↑ 5 ↓ 7 ↑ 7 : 0 7 7 5 5 7 7 :

65 66 67 68

TAB: 0 7 7 5 5 7 7 : 0 7 7 5 5 7 7 : 5 9 9 7 7 9 9 : 5 7 7 5 5 7 7 :

SECTION 3

69 70 71 72

TAB: 0 7 7 5 5 7 7 : 7 3 5 7 7 7 7 : ↑ 4 ↑ 4 ↑ 6 ↑ 4 ↑ 4 ↑ 6 ↑ 4 : 4 4 6 4 4 6 4 :

73 74 75 76

TAB: 4 4 6 4 4 6 4 : 4 4 6 4 7 4 6 4 : 4 4 6 4 4 6 4 : 4 4 6 4 4 6 4 :

77 78 79 80

TAB: 4 4 6 4 7 4 6 4 : 6 6 8 6 9 6 8 6 : 4 4 6 4 7 4 6 4 : 5 7 5 9 7 9 8 8 :

SECTION 4

81 82 83

TAB: 7 5 6 7 5 5 5 : ↑ 0 ↓ 0 ↑ 7 ↓ 9 ↑ 10 ↓ 10 ↑ 9 ↓ 9 : 0 0 7 9 10 10 9 9 :

84 85 86

TAB: 0 0 7 9 10 10 9 9 : 0 0 7 9 10 10 9 9 : 0 0 7 9 10 10 9 9 :

87 88 89

TAB

0 0 7 9 10 10 9 9 | (9) 0 7 9 10 10 9 9 | 0 0 7 9 10 10 9 9

90 91 92

TAB

0 0 7 9 10 10 9 9 | (9) 0 7 9 10 10 9 9 | 0 0 7 9 10 10 9 9

93 94 95

TAB

0 0 7 9 10 10 9 9 | (9) 0 7 9 10 10 9 9 | 0 0 7 9 10 10 9 9

96 97 98

TAB

0 0 7 9 10 10 9 9 | 0 7 9 10 10 9 9 | 0 0 7 9 10 10 9 9

Patroon 6

Slow Blues in A7

99 100 101

TAB

5 5 | 8 10 8 10 8 10 10 (10) (10) | (10) 5 5

102 103 104

TAB

8 10 8 10 8 10 10 (10) (10) 9 | (9) 7 5 7 5

105 106 107

TAB

9 8 | 10 8 9 8 10 8 9 8 | 10 8 10 8 10 8 10 8 (8)

108 109 110

full full full full full full full

TAB

111 112 113

full full full full

TAB

Patroon 7 Blues in C minor

114 115 116 117 118 119

TAB

120 121 122 123 124 125 8x

TAB

Patroon 8 Country Blues

126 127 128 129

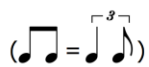
TAB

130 131 132 133

TAB

134 135 136 137

TAB



Patroon 9

Blues with Articulations

138 139 140

TAB

141 142 143

TAB

144 145 146

TAB

147 148 149

TAB

150 151 152

TAB

153 154 155

P H P P H P P P

TAB 7 0 3 2 2 2 4 2 0 7 7 5 6 7 5 6 5 0 0 3 4 2 0 3 1 2 1 2 0 2 1 0 3

Patroon 10
Southern Blues

Southern Blues

165 3 3 3 H 166

TAB 4 3 0 4 3 0 4 3 0 2 0 1 2 2 0 0 1 2 0 0 0 0 0 0

Measures 167-168 of the guitar score for 'The Wind'. Measure 167 contains four eighth-note triplets on the treble staff, with fret numbers 4, 3, 0, 4, 3, 0, 4, 3, 0, 2, 0, 1 indicated on the TAB line. Measure 168 contains a half note on the treble staff, with fret numbers 2, 4, 3, 0, 4, 3, 0, 4, 3, 0 indicated on the TAB line.

169 170

TAB 0 0 0 0 0 0 0 0 0 0

171 172

TAB 0 0 0 0 0 0 0 0 0 0

173 174

TAB 0 0 0 0 0 0 0 0 0 0

175 176

TAB 0 0 0 0 0 0 0 0 0 0

177 178

TAB 0 0 0 0 0 0 0 0 0 0

179 180

TAB 0 0 0 0 0 0 0 0 0 0

181

182

sl.

TAB

0 0 0 0 0 0 0 0 0

6 5 3 6 5 3 6 5 3

sl.

185

3

3

186

3

TAB

0 2 1 6 4 6 4 6 5 6 4 0 2 2 4 2 4 2 0 2 0 0 1



Patroon 11

Swinging Blues

189 190 191 192

5 6 5 | 5 5 | 5 8 5 7 5 7 5 7 | 6 7 5

Measures 193-196 of the piece. Measure 193: Treble clef, G4 (quarter), A4-B4 (beamed eighth notes), C#5 (quarter). Measure 194: Treble clef, C#5 (quarter), B4 (quarter), rest (half). Measure 195: Treble clef, C#5 (quarter), B4-A4 (beamed eighth notes), G4 (quarter), F#4 (quarter), E4 (quarter). Measure 196: Treble clef, D4 (half), C#4 (half), with a breath mark 'H' above the staff. Bass line: Measure 193: Bass clef, (5) (quarter), 5 (quarter), 6 (quarter), 5 (quarter). Measure 194: Bass clef, 5 (quarter), 5 (quarter), rest (half). Measure 195: Bass clef, 8 (quarter), 5 (quarter), 8 (quarter), 5 (quarter), 7 (quarter), 7 (quarter), 5 (quarter), 7 (quarter). Measure 196: Bass clef, 5 (half), 6 (half), with a breath mark 'H' above the staff.

( = )

Patroon 12

Latin Oriented Blues

[illegible][illegible][illegible]

The image displays a musical score for the song "The Sound of Silence" by Simon & Garfunkel. It includes a guitar staff with a treble clef and a corresponding TAB (guitar tablature) staff. The score is divided into three measures, each starting with a measure number (217, 218, and 219). The guitar staff features a series of chords and melodic lines, with a "let ring" instruction appearing below the staff in each measure. The TAB staff shows the fret numbers for each string, with a "0" indicating an open string. The score is presented in a clean, black-and-white format, typical of a digital sheet music application.

[illegible]

223

224

225

let ring

TAB

5 5 5 7 7 5

0 0 2 0

Slagritmes Rock en Metal

Patroon 1

Basic rhythm pattern 1

1 E5 A5 F#5 B5 E5 A5

2 P.M.-----|

3

4 F#5 B5 E5 A5 F#5

5 P.M.-----| P.M.-----| P.M.-----| P.M.-----| P.M.

6

Patroon 2

Arpeggiated Chords with Palm Mute effect

The image displays a guitar score for a piece, likely "The Sound of Silence" by Simon & Garfunkel, based on the provided chords and melody. The score is organized into three systems, each featuring a treble clef staff with a melody and a corresponding tablature staff.

- System 1 (Measures 7-10):** The first system is marked with the chord **Am** and **Fmaj7**. The melody consists of eighth and quarter notes. The tablature shows fret numbers 0, 2, 2, 1, 2, 0, 2, 2, 1, 2, 3, 2, 1, 0, 1, 2, 1, 3, 2, 1, 0, 1, 2, 1.
- System 2 (Measures 11-14):** The second system is marked with the chord **G5** and **Fmaj7**. The melody continues with eighth and quarter notes. The tablature shows fret numbers 3, 0, 0, 0, (0), 0, 2, 3, 3, 2, 1, 0, 1, 0, 1.
- System 3 (Measures 15-18):** The third system is marked with the chord **C** and **G**. The melody continues with eighth and quarter notes. The tablature shows fret numbers 3, 2, 1, 0, 1, 2, 1, 3, 2, 0, 0, 1, 0, 3, 2, 0, 1, 0, 3, 0, 0, 0, 0.

The score includes a key signature of one flat (Bb) and a time signature of 4/4. The chords are indicated above the melody staff, and the tablature is written below the staff lines.

19 20 21 **C** 22 **Em**

P.M.----- P.M.

TAB 3 0 0 3 0 0 3 0 0 (0) 1 0 2 3 2 2 0 2 0 2 0

23 24 **G5** 25 26 **Em**

P.M.--- P.M. P.M.--- P.M.

TAB 2 2 0 2 0 0 0 0 0 0 0 0 0 0 2 2 0 2 0 0

27 28 **C** 29 **A5** 30 **E5**

P.M.----- P.M.

TAB 2 2 0 2 0 2 1 0 2 3 2 2 0 3 2 0

31 32 33 **F** 34

TAB 1 0 1 1 0 1 1 2 3 1 2 3 1 2 3

35 36 37 **G** 38

TAB 1 0 1 1 0 1 0 0 0 3 0 2

Patroon 3

Power Chords with a pedal point

Am(no5) **G(no5)** **Am(no5)** **G(no5)** **F5**

39 40 41

P.M.---| P.M. P.M.---| P.M.---| P.M.---| P.M.---| P.M. P.M.---|

TAB

5 5 5 4 5 5 3 0 0 0 0 0 0 0 0 0 0 0

42 43 44

H H H sl.

H H H sl.

TAB

2 3 5 2 3 5 4 2 2 0

Patroon 4

Power Chords with tremolo picking

E5 **F5** **G5** **A5** **B5** **C5**

45 46

TAB

2 2 2 2 2 2 2 2 3 3 3 3 5 5 5 5 7 7 7 7 7 7 7 7 9 9 9 9 10 10 10 10

0 0 0 0 0 0 0 0 1 1 1 1 3 3 3 3 5 5 5 5 7 7 7 7 9 9 9 9 8 8 8 8

D5 **C5** **B5** **A5** **G5** **F5**

47 48 49

TAB

12 12 12 12 12 12 12 12 10 10 10 10 9 9 9 9 7 7 7 7 5 5 5 5 5 5 5 5 3 3 3 3 2

10 10 10 10 10 10 10 10 8 8 8 8 7 7 7 7 5 5 5 5 3 3 3 3 1 1 1 1 0

Patroon 5

Root notes palm-muted

E5 **D5** **C5**

50 51 52

P.M.-----| P.M.-----| P.M.-----| P.M.-----| P.M.-----| P.M.-----|

TAB

7 7 7 9 7 7 7 9 5 5 5 7 5 5 5 7 3 3 3 5 3 3 3 5

D5

53 54 55

P.M.-----| P.M.-----|

TAB

5 5 5 7 5 5 5 7 7

Patroon 6

Going between Power Chords and Augmented 5ths

C5 B5(#5) C5 D5 C#5(#5) D5 E5 D#5(#5) E5

P.M. ---| P.M. ---| P.M. P.M. ---| P.M. ---| P.M. P.M. P.M. ---| P.M. ---| P.M. ---| P.M.

T																								
A	5	5	5	5	5	5	5	5	7	7	7	7	7	7	7	7	9	9	9	9	9	9	9	9
B	3	3	3	2	2	2	3	3	5	5	5	4	4	4	5	5	7	7	7	6	6	6	7	7

59 *sl.* 60 **E5** 61

T A B 7 10 9 7 10 9 7 5 9 7

Patroon 7

Power Chords with low E-string pedal point

E5 F5 G5 E5 F5 D5

P.M. --| P.M. --| P.M. --| P.M. --| P.M. -----| P.M. --| P.M. --| P.M. --| P.M. --| P.M. -----|

T												
A	9	9	10	10	12	9	9	10	10	7		
B	7	7	8	8	10	7	7	8	8	5		
	0	0	0	0	0	0	0	0	0	0		

E5 F5 G5 A5 G5 F5 E5

P.M. -4 P.M. -4 P.M. -4 P.M. -4 P.M. -----| P.M. -4 P.M. -4 P.M. -4 P.M. -4 P.M. -----|

T												
A	9	9	10	10	12	14	14	12	12	10	9	
B	7	7	8	8	10	12	12	10	10	8	7	
	0	0	0	0	0	0	0	0	0	0	0	

Patroon 8

Galloping and Reverse Gallop Rhythms Using Palm-Mute Accents and Power Chords

E5 F5 G5

P.M. ---| P.M. ---| P.M. ---| P.M. ---| P.M. ---| P.M. ---| P.M. ---| P.M. ---|

T																							
A	2	2	2	2	2	2	2	2	2	2	2	3	3	3	3	3	3	5	5	5	5	5	5
B	0	0	0	0	0	0	0	0	0	0	0	1	1	1	1	1	1	3	3	3	3	3	3

A5 **C5** **G5** **E5**

69 70 71

P.M.--| P.M.--| P.M.--| P.M.--| P.M.--| P.M.--| P.M.--| P.M.--|

TAB

7 7 7 7 7 7 7 7 7 7 7 7 5 5 5 5 5 5 5 5 5 5 2

5 5 5 5 5 5 5 5 3 3 3 3 3 3 3 3 3 3 3 3 0

Patroon 9

Power Chords with changing pedal points & articulation

E5 **D5** **C5** **C5**

72 73 74 75

TAB

9 9 9 7 7 7 5 5 5 5 5 5 3 3 3 3 3 3 3 3 5 5 3

7 7

E5 **D5** **C5** **C5**

76 77 78 79

TAB

9 9 9 7 7 7 5 5 5 5 5 5 3 3 3 3 3 3 3 3 5 5 3

7 7

F5/C **E5** **D5** **E5**

80 81 82 83

TAB

5 9 9 9 7 7 7 7 7 7 7 7 9 9 9 9 9 9 9 9 7 7 7 7

3 7

D5 **E5** **D5** **E5**

84 85 86 87

TAB

7 7 7 7 9 9 9 9 7 7 7 7 7 7 7 7 9 9 9 9 7 7 7 7

5 5 5 5 7 7 7 7 5 5 5 5 5 5 5 5 7 7 7 7 7 7 7 7

E5 **D5** **G5** **D(no5)**

88 89 90 91

TAB

9 9 9 9 7 7 7 7 8 8 8 8 7 7 7 7

7 7 7 7 5 5 5 5 5 5 5 5 5 5 5 5

Basic Power Chords progression

98

Based on: Hit Me With Your Best Shot (Pat Benatar)

[illegible]

Based on: Rock You Like A Huurricane (The Scorpions)

137 A5 C5 D5 E5 G5 A5 C5 D5 138 139 140

TAB

7 7 5 5 3 7 7 5 9 9 7 5 5 7 7 5 (7) (7) (5)

Based on: Anarchy in the UK (Sex Pistols)

101

Based on: All Day And All Of The Night (The Kinks)

Patroon 16

Based on: When I Come Around (Green Day)

F#5 **C#5** **D#5** **D#m** **D#5** **B** **C#5**

192 193 194

T 7 4 4
 A 8 4 4
 B 8 4 4
 6 2 2 6 6
 6 4 4 4 4

Slagritmes Pop en Pop-Rock

Patroon 1

Long Notes

Am **G** **G**

TAB

Patroon 2

Dividing the beat in two

Am **G**

TAB

Patroon 3

Dividing the beat in four

Am **G** **Am**

TAB

Patroon 4

More semiquavers

Am **G**

TAB

Patroon 5

Syncopation with Tie

Am

G

Patroon 6

Syncopation with Dot

Am

G

Patroon 7

Eight & Sixteenth note in same beat

Am

G

Patroon 8

More Eight & Sixteenth notes in the same beat

Am

G

Slagritmes Reggae en Ska

Reggae patroon 1

Basic Single Chop

Reggae patroon 2

Double Chop

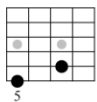
Reggae patroon 3

Double Chop with Slur

The image displays a musical score for the song "The Sound of Silence" by Simon & Garfunkel. It includes a guitar part (top staff) and a bass part (bottom staff). The guitar part is written in standard notation with a key signature of one sharp (F#) and a time signature of 4/4. The bass part is written in TAB notation. The score is divided into measures, with chord changes indicated by letters above the staff: G#m, Am, G, and G#m. The guitar part features a melodic line with a slide (sl.) and a sustain (sust.) mark. The bass part provides a rhythmic accompaniment with various fret numbers (5, 7, 3, 4, 5, 6) and a sustain (sust.) mark. The score is presented in a clean, black-and-white format.

Reggae patroon 4

Startpositie vingers



Stuck Line with Double Stop

8 Am 9 G

1 4 3 4 1 3 3 4 5

TAB

5 5 8 8 7 7 8 8 3

Reggae patroon 5

Stuck Line

Am G

10 11

TAB 7 7 7 7 7 5 3 3 3 7 5

Slagritmes Funk en (Smooth) Jazz

Patroon 1

Based on: Sex Machine (James Brown)

The image displays a musical score for the song "The Sound of Silence" by Simon & Garfunkel. It includes a guitar staff and a bass staff with tablature. The guitar staff features a treble clef, a key signature of one sharp (F#), and a 4/4 time signature. The bass staff features a bass clef and a key signature of one flat (Bb). The score is divided into two systems. The first system includes a guitar staff with a treble clef and a bass staff with a bass clef. The guitar staff has a key signature of one sharp (F#) and a 4/4 time signature. The bass staff has a key signature of one flat (Bb) and a 4/4 time signature. The second system includes a guitar staff with a treble clef and a bass staff with a bass clef. The guitar staff has a key signature of one sharp (F#) and a 4/4 time signature. The bass staff has a key signature of one flat (Bb) and a 4/4 time signature. The score includes various musical notations such as notes, rests, and accidentals. The guitar staff also includes a key signature change from one sharp to one flat. The bass staff includes a key signature change from one flat to one sharp. The score includes a guitar staff with a treble clef and a bass staff with a bass clef. The guitar staff has a key signature of one sharp (F#) and a 4/4 time signature. The bass staff has a key signature of one flat (Bb) and a 4/4 time signature. The score includes various musical notations such as notes, rests, and accidentals. The guitar staff also includes a key signature change from one sharp to one flat. The bass staff includes a key signature change from one flat to one sharp.

Patroon 2

Based on: Look-Ka Py Py (The Meters)

Measures 7-9 of the F7 barre exercise. Measure 7: Treble clef, F7 chord, notes G4, A4, Bb4, C5, D5, E5, F5, G5, A5, B5, C6, D6, E6, F6, G6, A6, B6, C7, D7, E7, F7, G7, A7, B7, C8, D8, E8, F8, G8, A8, B8, C9, D9, E9, F9, G9, A9, B9, C10, D10, E10, F10, G10, A10, B10, C11, D11, E11, F11, G11, A11, B11, C12, D12, E12, F12, G12, A12, B12, C13, D13, E13, F13, G13, A13, B13, C14, D14, E14, F14, G14, A14, B14, C15, D15, E15, F15, G15, A15, B15, C16, D16, E16, F16, G16, A16, B16, C17, D17, E17, F17, G17, A17, B17, C18, D18, E18, F18, G18, A18, B18, C19, D19, E19, F19, G19, A19, B19, C20, D20, E20, F20, G20, A20, B20, C21, D21, E21, F21, G21, A21, B21, C22, D22, E22, F22, G22, A22, B22, C23, D23, E23, F23, G23, A23, B23, C24, D24, E24, F24, G24, A24, B24, C25, D25, E25, F25, G25, A25, B25, C26, D26, E26, F26, G26, A26, B26, C27, D27, E27, F27, G27, A27, B27, C28, D28, E28, F28, G28, A28, B28, C29, D29, E29, F29, G29, A29, B29, C30, D30, E30, F30, G30, A30, B30, C31, D31, E31, F31, G31, A31, B31, C32, D32, E32, F32, G32, A32, B32, C33, D33, E33, F33, G33, A33, B33, C34, D34, E34, F34, G34, A34, B34, C35, D35, E35, F35, G35, A35, B35, C36, D36, E36, F36, G36, A36, B36, C37, D37, E37, F37, G37, A37, B37, C38, D38, E38, F38, G38, A38, B38, C39, D39, E39, F39, G39, A39, B39, C40, D40, E40, F40, G40, A40, B40, C41, D41, E41, F41, G41, A41, B41, C42, D42, E42, F42, G42, A42, B42, C43, D43, E43, F43, G43, A43, B43, C44, D44, E44, F44, G44, A44, B44, C45, D45, E45, F45, G45, A45, B45, C46, D46, E46, F46, G46, A46, B46, C47, D47, E47, F47, G47, A47, B47, C48, D48, E48, F48, G48, A48, B48, C49, D49, E49, F49, G49, A49, B49, C50, D50, E50, F50, G50, A50, B50, C51, D51, E51, F51, G51, A51, B51, C52, D52, E52, F52, G52, A52, B52, C53, D53, E53, F53, G53, A53, B53, C54, D54, E54, F54, G54, A54, B54, C55, D55, E55, F55, G55, A55, B55, C56, D56, E56, F56, G56, A56, B56, C57, D57, E57, F57, G57, A57, B57, C58, D58, E58, F58, G58, A58, B58, C59, D59, E59, F59, G59, A59, B59, C60, D60, E60, F60, G60, A60, B60, C61, D61, E61, F61, G61, A61, B61, C62, D62, E62, F62, G62, A62, B62, C63, D63, E63, F63, G63, A63, B63, C64, D64, E64, F64, G64, A64, B64, C65, D65, E65, F65, G65, A65, B65, C66, D66, E66, F66, G66, A66, B66, C67, D67, E67, F67, G67, A67, B67, C68, D68, E68, F68, G68, A68, B68, C69, D69, E69, F69, G69, A69, B69, C70, D70, E70, F70, G70, A70, B70, C71, D71, E71, F71, G71, A71, B71, C72, D72, E72, F72, G72, A72, B72, C73, D73, E73, F73, G73, A73, B73, C74, D74, E74, F74, G74, A74, B74, C75, D75, E75, F75, G75, A75, B75, C76, D76, E76, F76, G76, A76, B76, C77, D77, E77, F77, G77, A77, B77, C78, D78, E78, F78, G78, A78, B78, C79, D79, E79, F79, G79, A79, B79, C80, D80, E80, F80, G80, A80, B80, C81, D81, E81, F81, G81, A81, B81, C82, D82, E82, F82, G82, A82, B82, C83, D83, E83, F83, G83, A83, B83, C84, D84, E84, F84, G84, A84, B84, C85, D85, E85, F85, G85, A85, B85, C86, D86, E86, F86, G86, A86, B86, C87, D87, E87, F87, G87, A87, B87, C88, D88, E88, F88, G88, A88, B88, C89, D89, E89, F89, G89, A89, B89, C90, D90, E90, F90, G90, A90, B90, C91, D91, E91, F91, G91, A91, B91, C92, D92, E92, F92, G92, A92, B92, C93, D93, E93, F93, G93, A93, B93, C94, D94, E94, F94, G94, A94, B94, C95, D95, E95, F95, G95, A95, B95, C96, D96, E96, F96, G96, A96, B96, C97, D97, E97, F97, G97, A97, B97, C98, D98, E98, F98, G98, A98, B98, C99, D99, E99, F99, G99, A99, B99, C100, D100, E100, F100, G100, A100, B100, C101, D101, E101, F101, G101, A101, B101, C102, D102, E102, F102, G102, A102, B102, C103, D103, E103, F103, G103, A103, B103, C104, D104, E104, F104, G104, A104, B104, C105, D105, E105, F105, G105, A105, B105, C106, D106, E106, F106, G106, A106, B106, C107, D107, E107, F107, G107, A107, B107, C108, D108, E108, F108, G108, A108, B108, C109, D109, E109, F109, G109, A109, B109, C110, D110, E110, F110, G110, A110, B110, C111, D111, E111, F111, G111, A111, B111, C112, D112, E112, F112, G112, A112, B112, C113, D113, E113, F113, G113, A113, B113, C114, D114, E114, F114, G114, A114, B114, C115, D115, E115, F115, G115, A115, B115, C116, D116, E116, F116, G116, A116, B116, C117, D117, E117, F117, G117, A117, B117, C118, D118, E118, F118, G118, A118, B118, C119, D119, E119, F119, G119, A119, B119, C120, D120, E120, F120, G120, A120, B120, C121, D121, E121, F121, G121, A121, B121, C122, D122, E122, F122, G122, A122, B122, C123, D123, E123, F123, G123, A123, B123, C124, D124, E124, F124, G124, A124, B124, C125, D125, E125, F125, G125, A125, B125, C126, D126, E126, F126, G126, A126, B126, C127, D127, E127, F127, G127, A127, B127, C128, D128, E128, F128, G128, A128, B128, C129, D129, E129, F129, G129, A129, B129, C130, D130, E130, F130, G130, A130, B130, C131, D131, E131, F131, G131, A131, B131, C132, D132, E132, F132, G132, A132, B132, C133, D133, E133, F133, G133, A133, B133, C134, D134, E134, F134, G134, A134, B134, C135, D135, E135, F135, G135, A135, B135, C136, D136, E136, F136, G136, A136, B136, C137, D137, E137, F137, G137, A137, B137, C138, D138, E138, F138, G138, A138, B138, C139, D139, E139, F139, G139, A139, B139, C140, D140, E

Patroon 3

Based on: Funk #49 (The James Gang)

[illegible]

Patroon 4

Based on: Shining Star (Earth, Wind & Fire)

[illegible]

Based on: Brick House (The Commodores)

Patroon 6

Based on: Flashlight (Parliament)

Patroon 7

Based on: Couldn't Stand The Weather (Stevie Ray Vaughan)

Dm7

Patroon 8

Suzie (Extreme)

27 Suzie (Extreme) **Dm**

TAB

5 5 0 3 5 2 3 2 5 3 5 5 0 3 5 2 5 2 3 2 5

44 45 H

TAB 0 X X 5 X X 7 X X 0 X X 5 X 7 X 0 X 5 X 5 7

G#[∅] A[∅] G#[∅]

46 47

TAB 7 7 7 7 7 7 7 7 8 7 0 5 7 0 5 7 0 5 7 0

48 49 H

TAB 5 5 5 5 5 5 5 5 5 5 5 5 5 5 5 5

D/A Dsus4(5)/A^b D7sus4 C5

50 51 52

TAB 7 X X 7 X X 7 8 X 8 X 5 5

Patroon 12

Based on: Steeplechase (Mike Ihde)

D[∅] E[∅]

53 54 E[∅]

TAB 2 2 2 2 2 2 2 2 2 2 2 2 2 2 2 2

D[#] E

55

56

E

TAB

G[#] A

57

A

58

TAB

D[#] E

59

60

E

TAB

G/F

61

62

TAB

D[#] E

63

64

TAB

Patroon 13

Vertigo Funk Style Example

G#5

A#

Musical notation for Patroon 13, measures 65-66. The staff shows a treble clef with a key signature of one sharp (F#). The melody consists of eighth notes. The bass line is indicated by a TAB system below the staff, showing fret numbers (6, 4) and pick-up strokes (upward arrows). Measure 65 ends with a double bar line, and measure 66 begins with a new key signature of two sharps (F#, C#).

G#5

A#

Musical notation for Patroon 13, measures 67-68. The staff shows a treble clef with a key signature of one sharp (F#). The melody consists of eighth notes. The bass line is indicated by a TAB system below the staff, showing fret numbers (6, 4) and pick-up strokes (upward arrows). Measure 67 ends with a double bar line, and measure 68 begins with a new key signature of two sharps (F#, C#).

G#5

D#5

Musical notation for Patroon 13, measures 69-70. The staff shows a treble clef with a key signature of one sharp (F#). The melody consists of eighth notes. The bass line is indicated by a TAB system below the staff, showing fret numbers (6, 4) and pick-up strokes (upward arrows). Measure 69 ends with a double bar line, and measure 70 begins with a new key signature of two sharps (F#, C#).

G#5

A#

Musical notation for Patroon 13, measures 71-72. The staff shows a treble clef with a key signature of one sharp (F#). The melody consists of eighth notes. The bass line is indicated by a TAB system below the staff, showing fret numbers (6, 4) and pick-up strokes (upward arrows). Measure 71 ends with a double bar line, and measure 72 begins with a new key signature of two sharps (F#, C#).

G#5

D#5

Musical notation for Patroon 13, measures 73-74. The staff shows a treble clef with a key signature of one sharp (F#). The melody consists of eighth notes. The bass line is indicated by a TAB system below the staff, showing fret numbers (6, 4) and pick-up strokes (upward arrows). Measure 73 ends with a double bar line, and measure 74 begins with a new key signature of two sharps (F#, C#).

Patroon 14

Jimi Hendrix Funk Style

D#5

Musical notation for Patroon 14, measures 75-76. The staff shows a treble clef with a key signature of one sharp (F#). The melody consists of eighth notes. The bass line is indicated by a TAB system below the staff, showing fret numbers (3, 4, 8) and pick-up strokes (upward arrows). Measure 75 ends with a double bar line, and measure 76 begins with a new key signature of two sharps (F#, C#).

77 78

TAB

4 4 4 4 4 4 4 4 4 4 4
3 3 3 3 3 3 3 3 3 3 3
8 8 8 8 8 8 8 8 8 8 8

1 1 X 3 1 3 X 3

79 80

TAB

1 1 X 3 1 1 1 1 1 1 X 3 1 3 X 1

81 82

TAB

1 3 4 3 1 0 1 1 3 3 3 1 0 1 1 1 X 3 1 3 X 3

B \flat 5 D \sharp 5 Cm

TAB

11 11 11 11 11 10 10 10 10 10 10 10 16 16 16 16 15 17 17 17 17

86 87 88

TAB

16 15 13 15 13 15 15 16 13 (15) (12) (14) (12) 16 13 (13) 13

89 90 91

TAB

16 16 16 13 16 15 15 13 17 13 15 13 11 13 11 13

Patroon 17

Based on: All Is One (Chris Buono)

Em7(⁴/₁₁) Csus2 Emadd11(no5) Cmaj7

Em9

Cm7

Em9

Gmaj7sus2(6)

B \flat maj7(#11)

Based on: Funk in E (Funky Times)

meer songs en solo's te spelen

- Songs & solo's | TABsPro applicaties | GjumusX Tabloader & Database
- Songs & solo's | TABsPro applicaties | TabsPro Songs akkoorden
- Songs & solo's | TABsPro applicaties | TabsPro Solo's tabulaturen
- Songs & solo's | TABsPro applicaties | TabsPro Scores partituren
- Gitaar & Gear | Praktijk | Akkoordprogressies Barré Shapes
- Gitaar & Gear | Praktijk | Ritmesectie oefeningen • Audio • VoX-training
- Gitaar & Gear | Praktijk | Play Together | Modules: *Blues, Rock, Reggae, Funk & Jazz*
- Gitaar | Praktijk | Solo Master | Modules: *Funk (Neo)-Soul, (Smooth)-Jazz, Latin Rock & Ballads*
- Muziekgenres | Blues (LICKZ app)
- Muziekgenres | Rock (CHORDZ app)
- Programma's & downloads | E-boeken

backing tracks te gebruiken

- Backing & solo tracks | "JAMZ" serie (12 modules)

de basgitaar te leren kennen

- Basgitaar | Praktijk | Oefenvoorbeelden
- Basgitaar | Praktijk | V.o.X. visuele training
- Basgitaar | Praktijk | Stijlvoorbeelden met audio
- Basgitaar | Praktijk | Basgitaar & ritmesectie
- Programma's & downloads | E-boeken

En vergeet niet de grote hoeveelheid eenvoudig toegankelijke muziektheorie, om je nog sneller en efficiënter naar je muzikale doelen te brengen.

Het materiaal voor de website van **GuitarJan.com** wordt onder redactie van **Jan van den Hogen** samengesteld.

Jan is een amateur-gitarist die, zoals hij zelf aangeeft, niet al te best gitaar speelt, maar veel lol heeft in dat wat hij in ieder geval muzikaal voor het voetlicht weet te brengen. Hij is een pragmatisch denker, altijd zoekend naar de gemakkelijkste oplossingen en simpelste theoretische toepassingen binnen de complexe muziekliteratuur, zodat iedereen er van kan genieten.

